



Department of Health & Human Services

New Hampshire Hospital

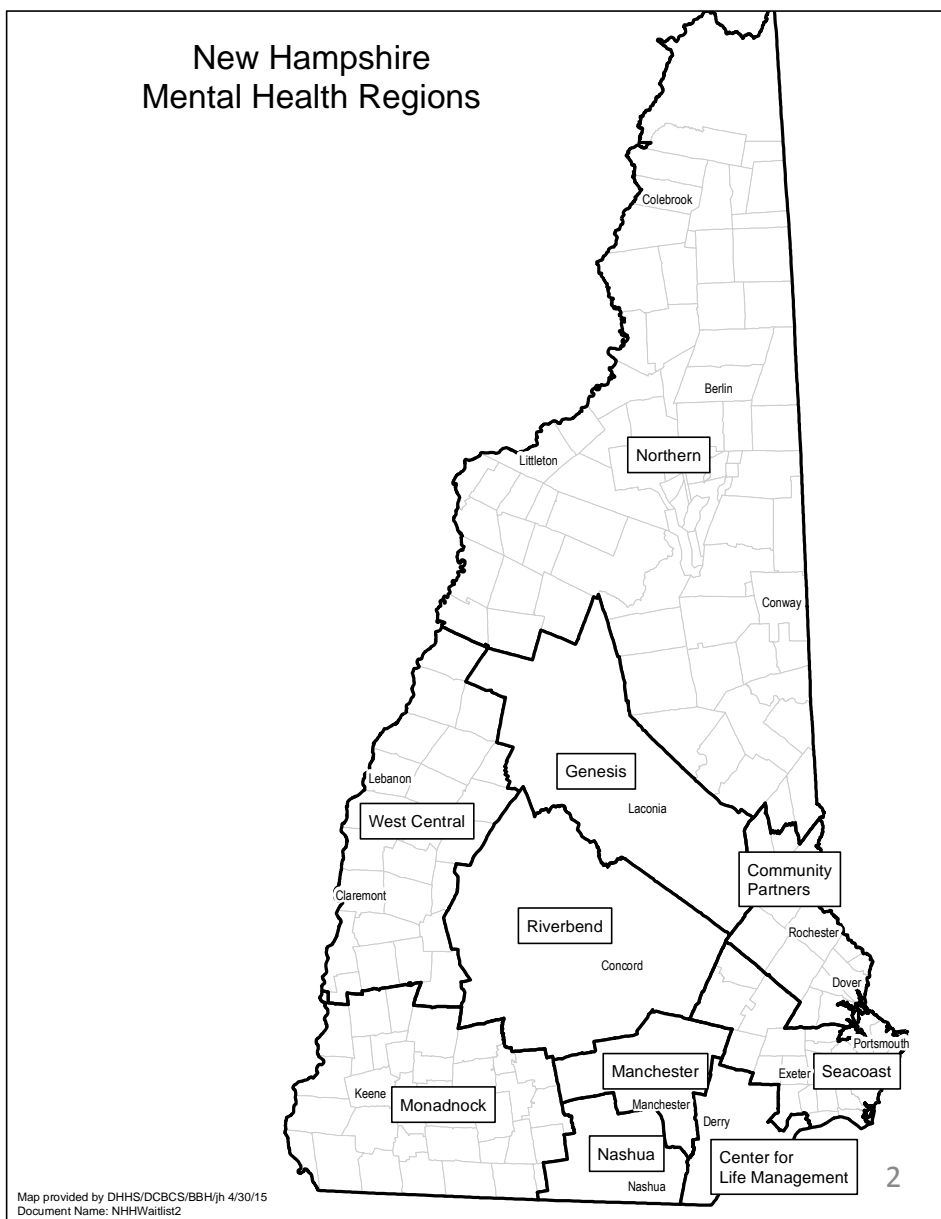
Waitlist Informational
Handout

Senate Finance Committee
May 4, 2015

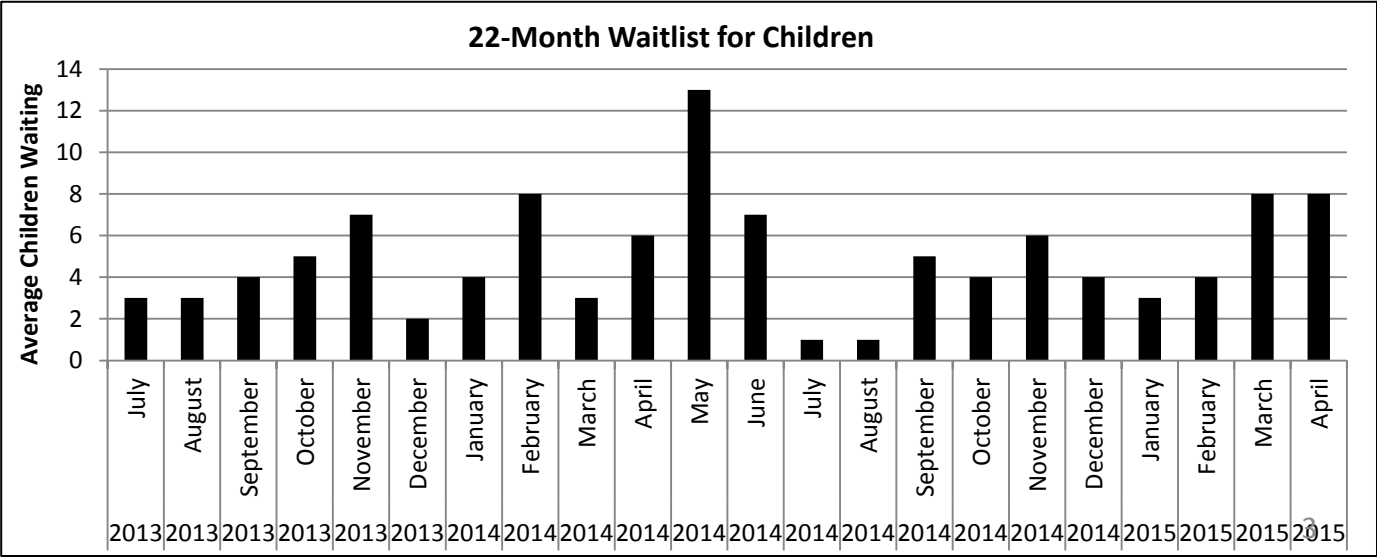
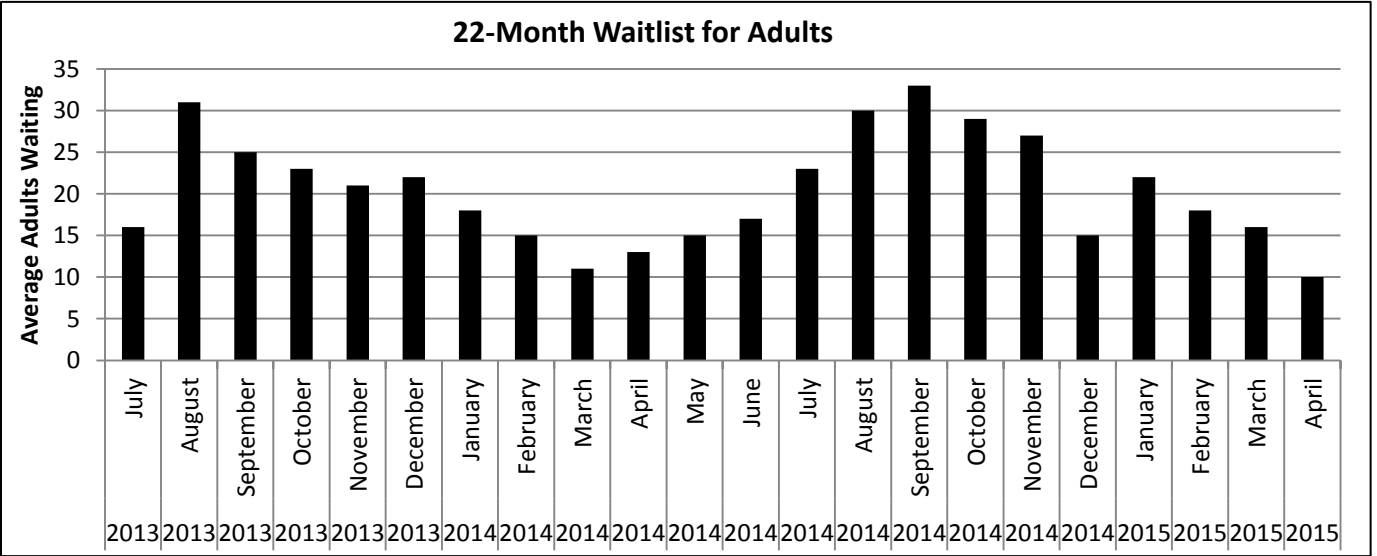
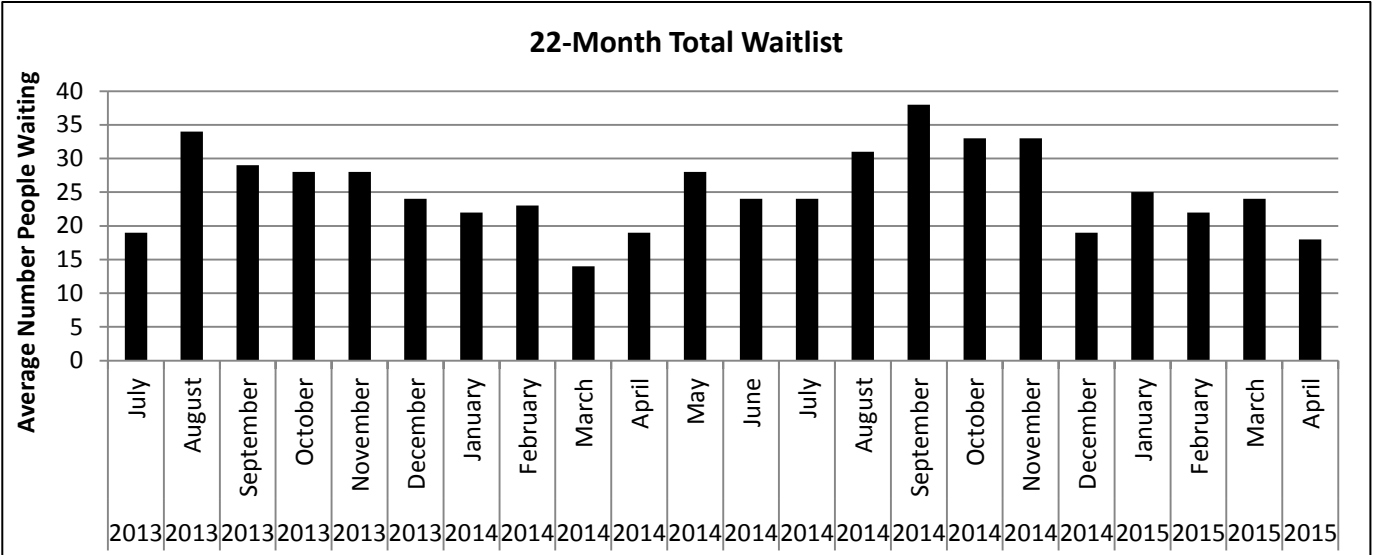
Waitlists for New Hampshire Hospital

	2/1/2015		3/1/2015		4/1/2015	
Source	Child	Adult	Child	Adult	Child	Adult
Northern Human Services	0	1	0	1	1	2
Genesis	0	1	0	1	1	1
Riverbend	1	7	1	5	1	5
Monadnock	0	1	0	2	2	1
Greater Nashua	0	1	0	0	1	0
Greater Manchester	1	2	2	3	3	0
Community Partners	0	0	0	2	2	3
Center for Life Management	0	2	0	0	1	0
Other	2	7	0	7	5	5
Total for day	4	22	3	21	17	17

- People may be waiting in hospital emergency rooms or in other settings. Numbers include all people waiting for a bed at New Hampshire Hospital.
- “Other” includes houses of correction, referrals for transfer from other hospital inpatient units; hospital based behavioral health emergency services, and other referral sources that are not part of regional community mental health centers.



Average Daily Waiting List by Month, State Fiscal Years 2014 and 2015



Designated Receiving Facilities (DRF) and the Acute Psychiatric Residential Treatment Program (APRTP)

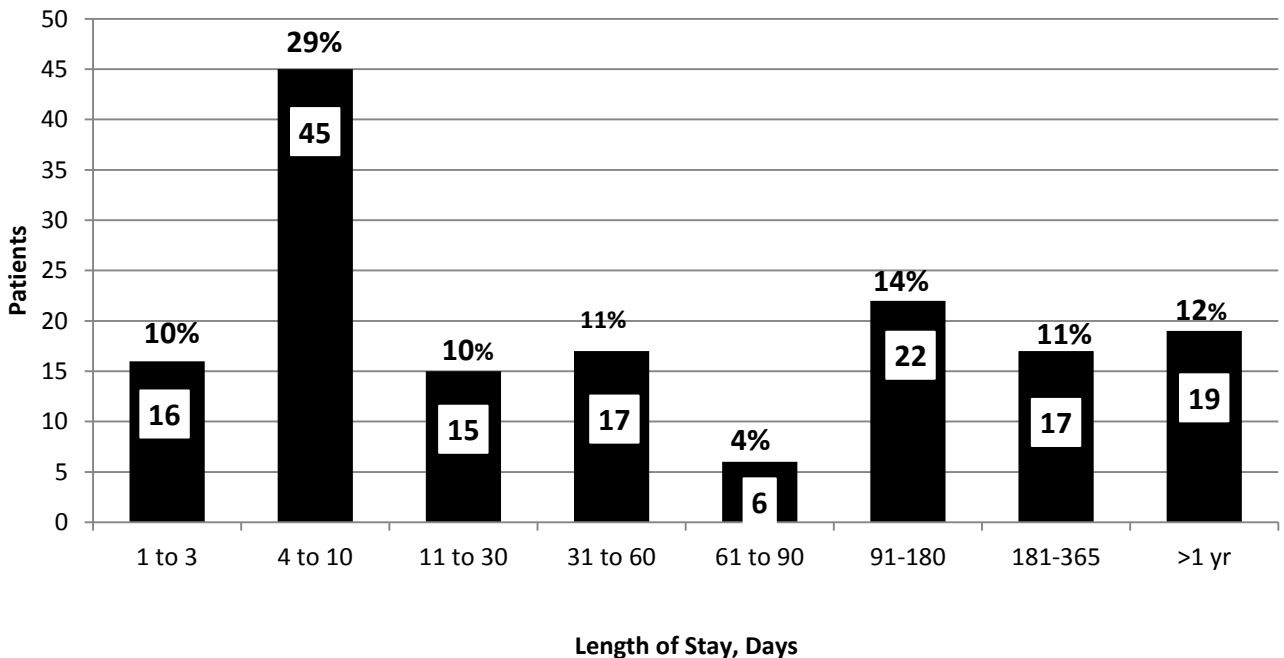
July 1, 2014 – March 31, 2015

DRF	Number Beds	Average Daily Census	Percent of Capacity	Admissions
Elliott	12	7.3	90%	364
Franklin	10	6.8	76%	242
Cypress Center APRTP	16	7.4	46%	590

- 100% capacity is seldom achieved due a number of factors. Suspected infectious disease concerns and overall patient safety are two.

New Hampshire Hospital Lengths of Stay

Current NHH Patients' Length of Stay
On 4/23/15



- Chart shows the lengths of stay for those patients in New Hampshire Hospital on April 23, 2015.
- 39% have been in NHH for 10 days or fewer.
- 12% have been in NHH for longer than 1 year.
- Patient discharges depend on available community resources. Lack of those resources can result in longer hospital stays.