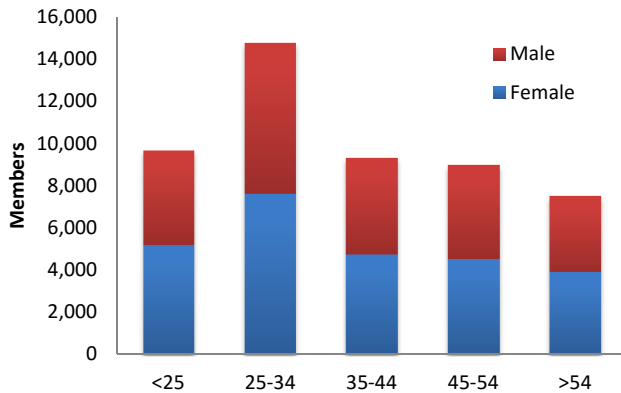


# NH Health Protection Program Demographic Profile, 8/1/16

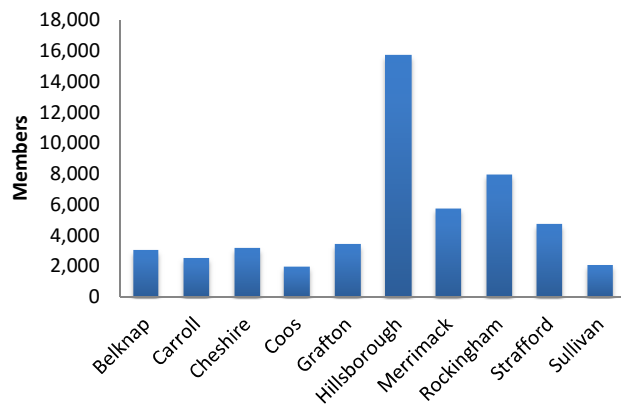
Data Source: 8/2/16 extract from MMIS

### Enrollment by Age Group and Gender



| Members<br>Age Group  | Gender        |               | Total         | Age<br>Percent |
|-----------------------|---------------|---------------|---------------|----------------|
|                       | Female        | Male          |               |                |
| <25                   | 5,194         | 4,474         | 9,668         | 19%            |
| 25-34                 | 7,613         | 7,145         | 14,758        | 29%            |
| 35-44                 | 4,729         | 4,566         | 9,295         | 19%            |
| 45-54                 | 4,513         | 4,430         | 8,943         | 18%            |
| >54                   | 3,917         | 3,569         | 7,486         | 15%            |
| <b>Total</b>          | <b>25,966</b> | <b>24,184</b> | <b>50,150</b> |                |
| <b>Gender Percent</b> | 52%           | 48%           |               |                |

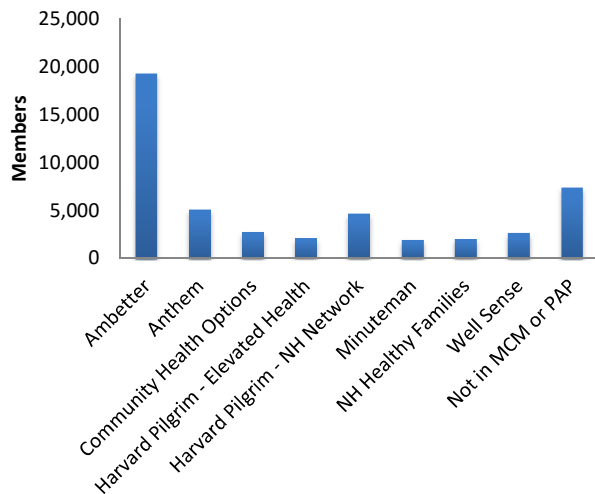
### Enrollment by County



| County        | Members       | Percent |
|---------------|---------------|---------|
| Belknap       | 3,006         | 6%      |
| Carroll       | 2,482         | 5%      |
| Cheshire      | 3,168         | 6%      |
| Coos          | 1,947         | 4%      |
| Grafton       | 3,377         | 7%      |
| Hillsborough  | 15,714        | 31%     |
| Merrimack     | 5,749         | 11%     |
| Rockingham    | 7,956         | 16%     |
| Strafford     | 4,710         | 9%      |
| Sullivan      | 2,017         | 4%      |
| <b>Total*</b> | <b>50,126</b> |         |

\*Excludes members with unknown county

### Enrollment by Health Plan



| Health Plan                       | Members       | Percent |
|-----------------------------------|---------------|---------|
| Ambetter                          | 18,287        | 36%     |
| Anthem                            | 8,079         | 16%     |
| Community Health Options          | 1,534         | 3%      |
| Harvard Pilgrim - Elevated Health | 3,090         | 6%      |
| Harvard Pilgrim - NH Network      | 6,634         | 13%     |
| Minuteman                         | 2,765         | 6%      |
| NH Healthy Families               | 2,625         | 5%      |
| Well Sense                        | 3,479         | 7%      |
| Not Yet in MCM or PAP             | 3,657         | 7%      |
| <b>Total*</b>                     | <b>50,150</b> |         |

\* Members not yet in a plan are in their initial plan selection window, waiting until the first of the month to join a plan, or are in the Health Insurance Premium Payment part of NHHP. Member in Medicaid MCOs are either medically frail or are in their PAP plan selection window after having migrated from a standard Medicaid category to NHHP