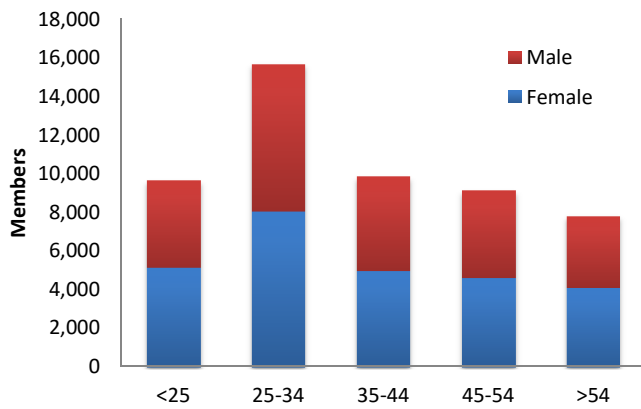


# NH Health Protection Program Demographic Profile, 8/1/17

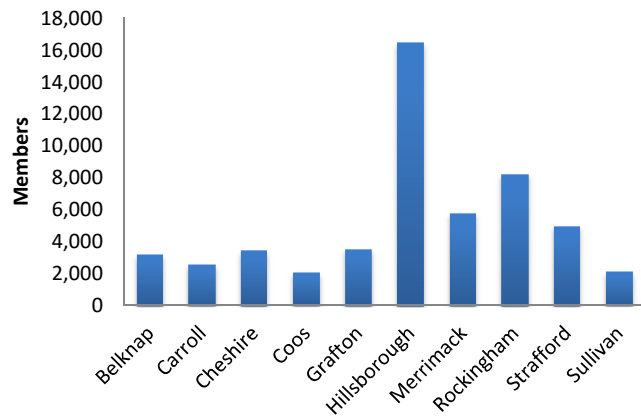
Data Source: 8/2/17 extract from MMIS

## Enrollment by Age Group and Gender



Members	Gender		Age	
Age Group	Female	Male	Total	Percent
<25	5,152	4,468	9,620	19%
25-34	8,037	7,608	15,645	30%
35-44	4,956	4,846	9,802	19%
45-54	4,583	4,489	9,072	17%
>54	4,080	3,705	7,785	15%
<b>Total</b>	<b>26,808</b>	<b>25,116</b>	<b>51,924</b>	
<b>Gender Percent</b>	<b>52%</b>	<b>48%</b>		

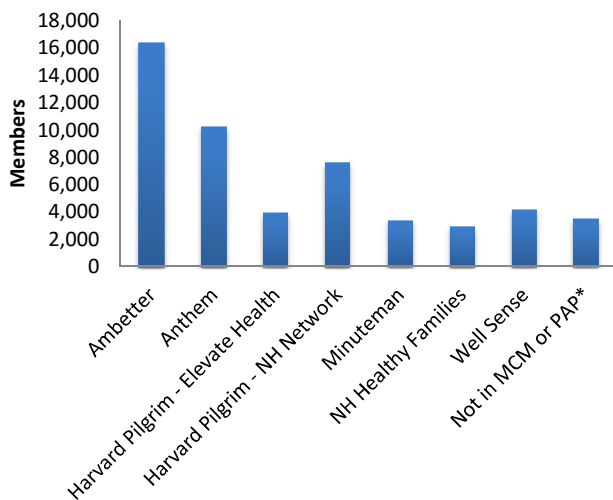
## Enrollment by County



County	Members	Percent
Belknap	3,142	6%
Carroll	2,479	5%
Cheshire	3,438	7%
Coos	2,006	4%
Grafton	3,507	7%
Hillsborough	16,447	32%
Merrimack	5,701	11%
Rockingham	8,192	16%
Strafford	4,935	10%
Sullivan	2,056	4%
<b>Total*</b>	<b>51,903</b>	

\*Excludes members with unknown county

## Enrollment by Health Plan



Health Plan	Members	Percent
Ambetter	16,378	32%
Anthem	10,157	20%
Harvard Pilgrim - Elevate Health	3,889	7%
Harvard Pilgrim - NH Network	7,608	15%
Minuteman	3,360	6%
NH Healthy Families	2,952	6%
Well Sense	4,141	8%
Not in MCM or PAP*	3,439	7%
<b>Total</b>	<b>51,924</b>	

\* Members not yet in a plan are in their initial plan selection window, waiting until the first of the month to join a plan, or are in the Health Insurance Premium Payment part of NHHPP. Members in Medicaid MCOs are either medically frail or are in their PAP plan selection window after having migrated from a standard Medicaid category to NHHPP.