

2022 SUMMARY

MANCHESTER, NH

SUSPECTED OPIOID OVERDOSES BY THE NUMBERS

HOW MANY ***2022***

SUSPECTED OPIOID OVERDOSES 701
CHANGE FROM THE PRIOR YEAR + 128
% CHANGE FROM PRIOR YEAR + 22%

SUSPECTED OPIOID OVERDOSE DEATHS* 79
CHANGE FROM THE PRIOR YEAR + 28
% CHANGE FROM THE PRIOR YEAR + 41%

**All fatality data is subject to confirmation by the Office of the Chief NH Medical Examiner and as such is subject to change and includes deaths pending toxicology confirmation.*

MANCHESTER, NH								
	2015	2016	2017	2018	2019	2020	2021	2022
Opioid Overdoses	728	787	877	708	571	412	573	701
Overdoses change Year Over Year	-	8%	11%	-19%	-19%	-28%	39%	22%
Overdoses per capita/100k	629.5	680.5	758.4	612.2	493.8	356.3	495.5	606.2

Confirmed Deaths	88	90	67	52	57	39	51	72
Pending Toxicology Deaths	0	0	0	0	0	0	0	7
Total Deaths	88	90	67	52	57	39	51	79
Deaths change Year over Year	-	2%	-26%	-22%	10%	-32%	31%	41%

Deaths per capita/100k	76.1	77.8	57.9	45.0	49.3	33.7	44.1	68.3
CDC NH Statewide Opioid Deaths per capita/100k	34.3	39.0	37.0	35.8	32.0	30.3	not published yet	not published yet

2022 SUMMARY

NASHUA, NH

SUSPECTED OPIOID OVERDOSES BY THE NUMBERS

HOW MANY **2022**

SUSPECTED OPIOID OVERDOSES 243
 CHANGE FROM THE PRIOR YEAR - 42
 % CHANGE FROM PRIOR YEAR - 15%

SUSPECTED OPIOID OVERDOSE DEATHS* 44
 CHANGE FROM THE PRIOR YEAR + 14
 % CHANGE FROM THE PRIOR YEAR + 37%

**All fatality data is subject to confirmation by the Office of the Chief NH Medical Examiner and as such is subject to change and includes deaths pending toxicology confirmation.*

NASHUA, NH								
	2015	2016	2017	2018	2019	2020	2021	2022
Opioid Overdoses	256	361	302	314	267	206	285	243
Overdoses change Year over Year	-	41%	-16%	4%	-15%	-23%	38%	-15%
Overdoses per capita/100k	280.3	395.3	330.7	343.8	292.4	225.6	312.1	266.1

Confirmed Deaths	26	44	45	35	38	22	30	41
Pending Toxicology Deaths	0	0	0	0	0	0	0	3
Total Deaths	26	44	45	35	38	22	30	44
Deaths change Year over Year	-	69%	2%	-22%	9%	-42%	36%	37%

Deaths per capita/100k	28.5	48.2	49.3	38.3	41.6	24.1	32.9	48.2
CDC NH Statewide Opioid Deaths per capita/100k	34.3	39.0	37.0	35.8	32.0	30.3	not published yet	not published yet

2022 SUMMARY

MANCHESTER, NH

SUSPECTED OPIOID OVERDOSES DEMOGRAPHIC INFORMATION

HOW MANY **2022**

SUSPECTED OPIOID OVERDOSES	701
SUSPECTED OPIOID OVERDOSE DEATHS*	79

**All fatality data is subject to confirmation by the Office of the Chief NH Medical Examiner and as such is subject to change.*

<u>WHERE DID THEY HAPPEN</u>	<u>2022</u>
HOME OR RESIDENCE	36%
PUBLIC BUILDING OR PUBLIC AREA	27%
ROADWAY OR VEHICLE	20%
BUSINESS OR COMMERCIAL	7%
HOTEL OR MOTEL	5%
BAR OR RESTURANT	2%
JAIL OR PRISON	1%
FIREHOUSE	0%
MEDICAL FACILITY	2%

<u>WAS THIS THE 1ST OPIOID OD ENCOUNTER IN NASHUA AND/OR MANCHESTER?</u>	<u>2022</u>
1st ENCOUNTER	51%
REPEAT ENCOUNTER	45%
UNKNOWN/NOT REPORTED	4%

<u>PUBLIC/BYSTANDER NARCAN ADMISNITERED PRIOR TO EMS ARRIVAL</u>	<u>2022</u>
PUBLIC/BYSTANDER NACAN GIVEN	34%

<u>REPORTED CURRENT PLACE OF RESIDENCE</u>	<u>2022</u>
MANCHESTER	42%
HOMELESS/NO FIXED ADDRESS	42%
OTHER NH COMMUNITY	8%
OUT OF STATE	2%
NASHUA	2%
UNKNOWN/NOT REPORTED	4%

<u>GENDER/AGE</u>	<u>2022</u>
MALE	77%
FEMALE	23%
AVERAGE AGE	39

<u>ETHNICITY</u>	<u>2022</u>
CAUCASION	72%
HISPANIC OR LATINO	4%
UNKNOWN/NOT REPORTED	20%
BLACK/AFRICAN AMERICAN	4%
AMERICAN INDIAN	0%
OTHER RACE	0%
ASIAN	0%
NATIVE HAWAIIAN	0%

2022 SUMMARY

NASHUA, NH

SUSPECTED OPIOID OVERDOSES DEMOGRAPHIC INFORMATION

HOW MANY **2022**

SUSPECTED OPIOID OVERDOSES	243
SUSPECTED OPIOID OVERDOSE DEATHS*	44

**All fatality data is subject to confirmation by the Office of the Chief NH Medical Examiner and as such is subject to change.*

<u>WHERE DID THEY HAPPEN</u>	<u>2022</u>
HOME OR RESIDENCE	56%
PUBLIC BUILDING OR PUBLIC AREA	10%
ROADWAY OR VEHICLE	13%
BUSINESS OR COMMERCIAL	9%
HOTEL OR MOTEL	9%
BAR OR RESTURANT	2%
JAIL OR PRISON	0%
FIREHOUSE	0%
MEDICAL FACILITY	1%

<u>WAS THIS THE 1ST OPIOID OD ENCOUNTER IN NASHUA AND/OR MANCHESTER?</u>	<u>2022</u>
1st ENCOUNTER	50%
REPEAT ENCOUNTER	48%
UNKNOWN/NOT REPORTED	2%

<u>PUBLIC/BYSTANDER NARCAN ADMISNITERED PRIOR TO EMS ARRIVAL</u>	<u>2022</u>
PUBLIC/BYSTANDER NACAN GIVEN	20%

<u>REPORTED CURRENT PLACE OF RESIDENCE</u>	<u>2022</u>
MANCHESTER	2%
HOMELESS/NO FIXED ADDRESS	14%
OTHER NH COMMUNITY	8%
OUT OF STATE	5%
NASHUA	63%
UNKNOWN/NOT REPORTED	8%

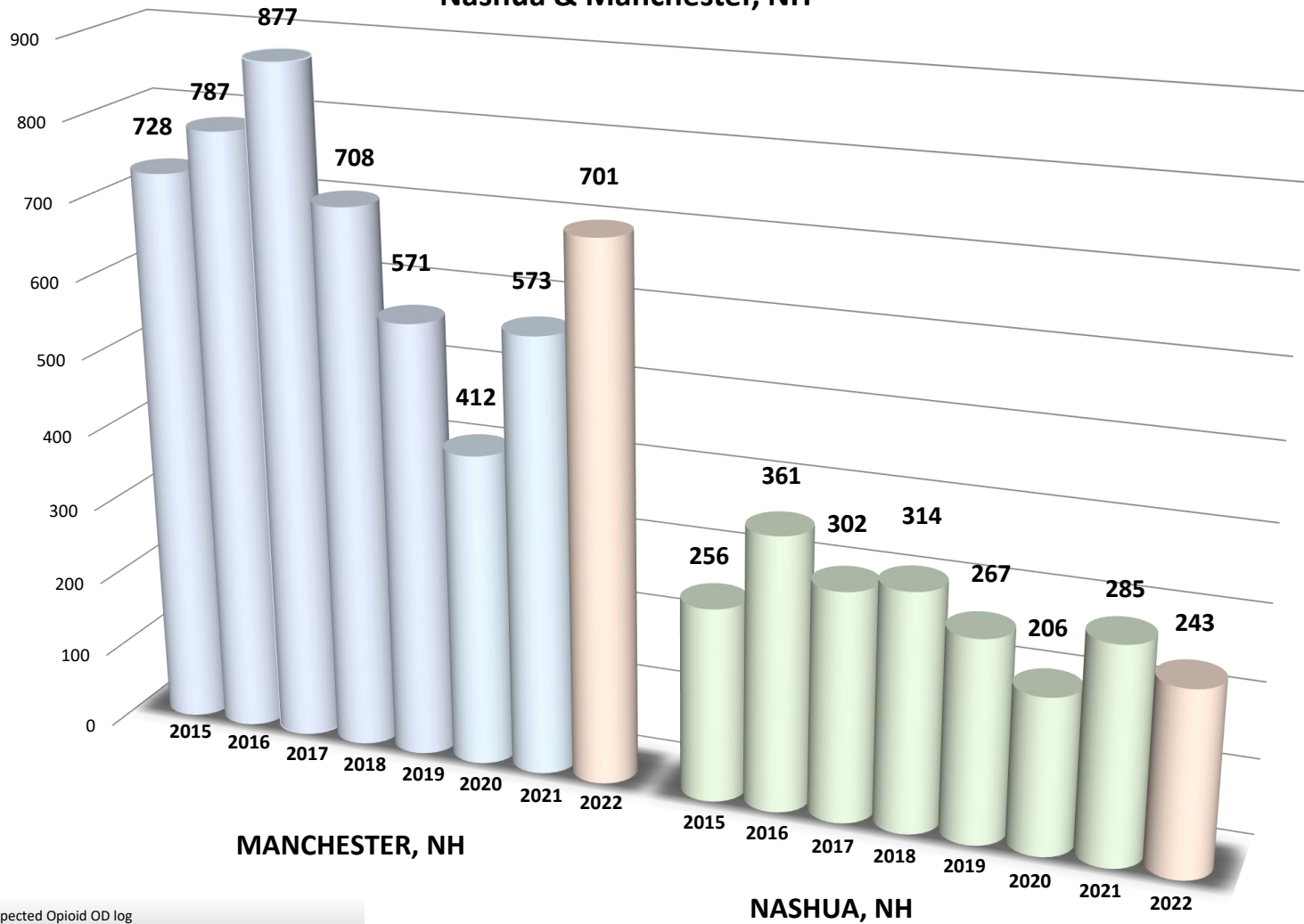
<u>GENDER/AGE</u>	<u>2022</u>
MALE	72%
FEMALE	28%
AVERAGE AGE	42

<u>ETHNICITY</u>	<u>2022</u>
CAUCASION	78%
HISPANIC OR LATINO	3%
UNKNOWN/NOT REPORTED	12%
BLACK/AFRICAN AMERICAN	5%
AMERICAN INDIAN	<1%
OTHER RACE	0%
ASIAN	0%
NATIVE HAWAIIAN	<1%



SUSPECTED OPIOID OVERDOSES

Nashua & Manchester, NH

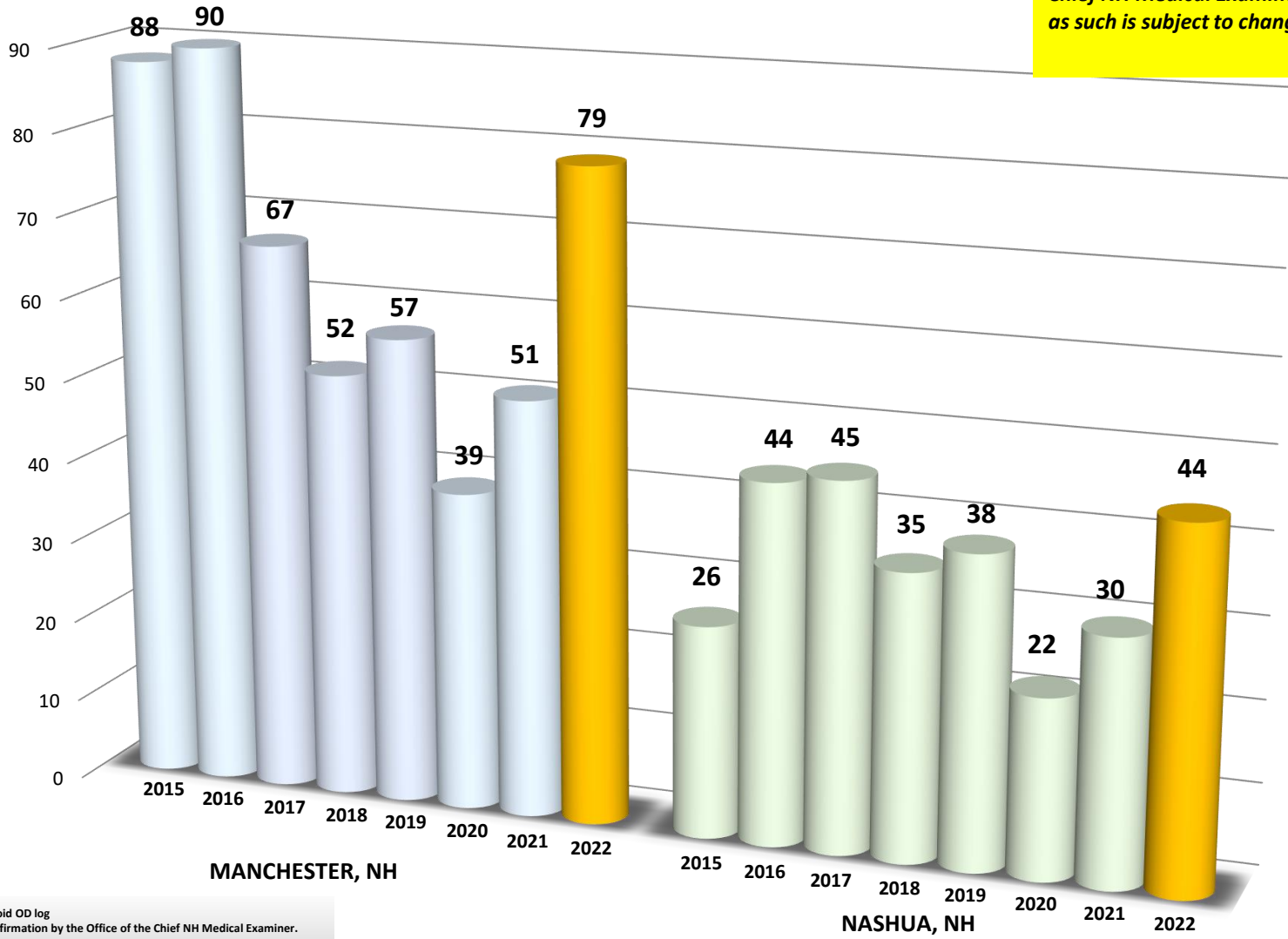


Source data - AMR Suspected Opioid OD log



SUSPECTED OPIOID OVERDOSE DEATHS Nashua & Manchester, NH

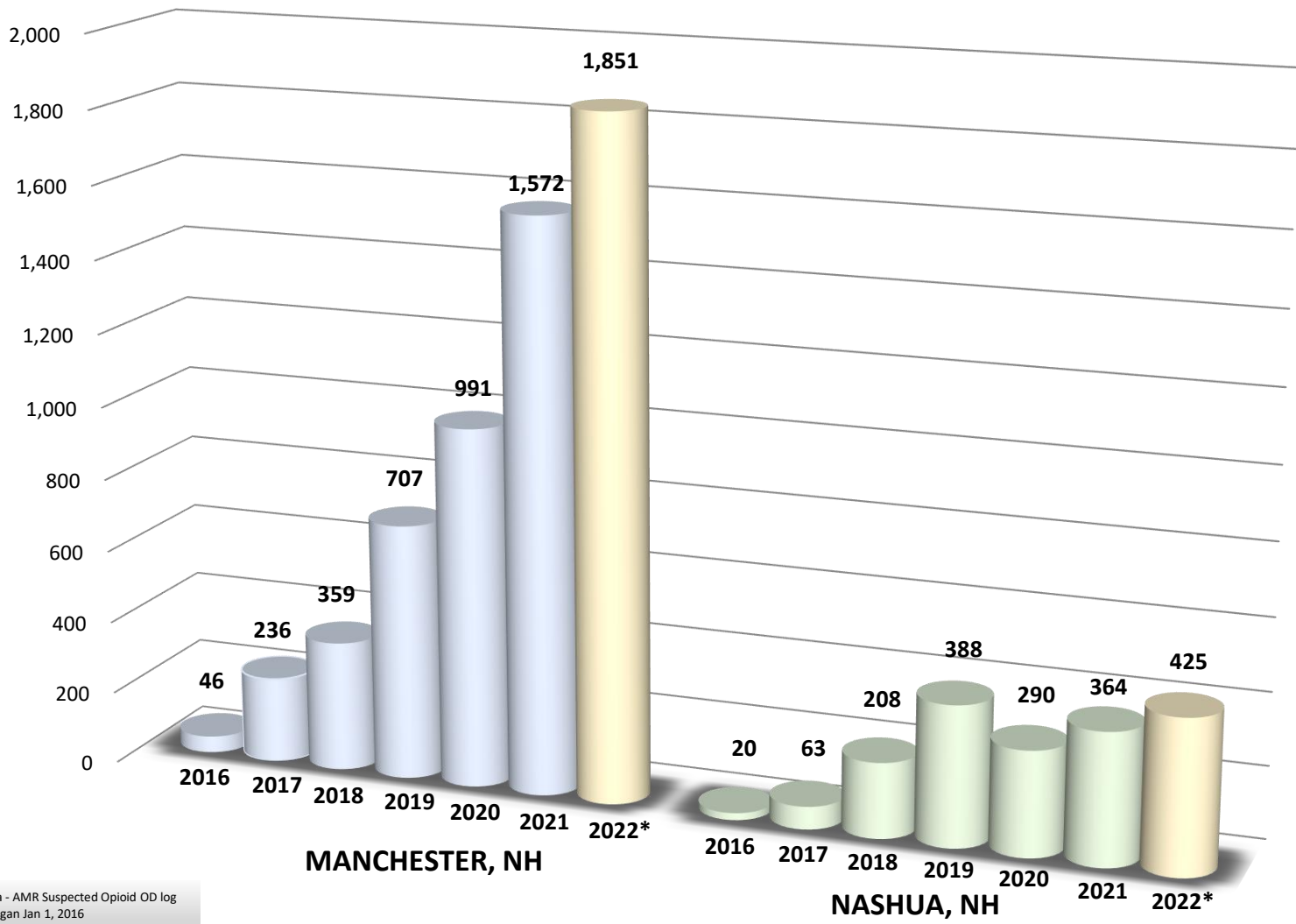
All fatality data is subject to confirmation by the Office of the Chief NH Medical Examiner and as such is subject to change.



Source data - AMR Suspected Opioid OD log
All fatality data is subject to confirmation by the Office of the Chief NH Medical Examiner.



**PUBLIC NARCAN® USE
PRIOR TO ARRIVAL OF FIRST RESPONDERS
DATA SHOWS MILLIGRAMS REPORTED ADMINISTERED**



Source data - AMR Suspected Opioid OD log
Tracking began Jan 1, 2016