

Hello everyone –

Attached are charts of suspected opioid OD statistics for Nashua & Manchester, NH for July 2023. July has historically been one of the higher suspected opioid overdose months and this July has followed that pattern.

- AMR medics responded to 99 suspected opioid ODs in July. That is the highest one-month amount since August 2018.
 - 72 suspected opioid ODs in Manchester. The highest monthly total this year.
 - 27 suspected opioid ODs in Nashua. The highest monthly total this year.

- AMR medics responded to 8 suspected opioid deaths in Nashua & Manchester during July.
 - 4 suspected opioid deaths in Manchester.
 - 4 suspected opioid deaths in Nashua.

Year to date through the end of July, AMR medics have responded to a total of 415 suspected opioid ODs in Nashua and Manchester. 68 of those calls were suspected opioid OD deaths. 40 of those were in Manchester and 28 were in Nashua.

In Nashua, suspected opioid ODs are trending 10% lower than last year on an annual basis. Suspected fatal opioid ODs in Nashua are trending 10% higher than last year. Over 20% of the suspected opioid OD's AMR medics have responded to in Nashua have been fatal which is a significantly concerning statistic.

In Manchester, suspected opioid ODs are trending 2% higher than last year on an annual basis. Total suspected fatal opioid ODs in Manchester are trending 13% lower than last year.

The high death rate per capita is attributed to synthetic fentanyl which is now commonly found in all types of illicit substances in NH. People who are using illicit substances have no idea that what they are using contains synthetic fentanyl - or how potent the synthetic fentanyl in the product is. Synthetic fentanyl can be lethal the first time you use it, knowingly or unknowingly.

In NH, anyone can seek substance use disorder treatment by accessing the NH Doorway program 24/7. To access the NH Doorway program, call 2-1-1 at any time of the day or night, or visit www.thedoorway.nh.gov. If you believe someone is overdosing call 9-1-1 immediately.

To help prevent death, it is critical that people who use illicit drugs do not use them alone and have Narcan readily available. Narcan is available throughout New Hampshire at most pharmacies. It is available free of charge from local public health departments & any NH Doorway location. It is completely safe and easy to administer. Narcan is now available over the counter, meaning it is available without a prescription.

There is no safe illicit drug. People who use illicit drugs of any type should bear in mind that it is highly likely there is synthetic Fentanyl in the substance that they are using.

Please let me know if you have any questions.

Chris Stawasz, RP

Regional Director of Government Affairs, Northeast

380 West Hollis St Nashua, NH 03060

C: 603.494.5001 | F: 603.598.9403

Extraordinary stories. Extraordinary people. | www.atamomentsnotice.com



www.globalmedicalresponse.com



MANCHESTER, NH

JULY 2023

SUSPECTED OPIOID OVERDOSES BY THE NUMBERS

HOW MANY	JULY	YTD#	YTD per capita 100k
SUSPECTED OPIOID OVERDOSES	72	415	617.8
CHANGE FROM THE PRIOR MONTH	+ 8		
% CHANGE FROM PRIOR MONTH	+ 9%		
SUSPECTED OPIOID OVERDOSE DEATHS*	4	40	68.3

10% fatality rate

**All fatality data is subject to confirmation by the Office of the Chief NH Medical Examiner and as such is subject to change.*

<u>WHERE DID THEY HAPPEN</u>	<u>MONTH</u>	<u>YTD</u>
HOME OR RESIDENCE	24%	37%
PUBLIC BUILDING OR PUBLIC AREA	35%	25%
ROADWAY OR VEHICLE	26%	23%
BUSINESS OR COMMERCIAL	7%	7%
HOTEL OR MOTEL	1%	2%
BAR OR RESTURANT	1%	1%
JAIL OR PRISON	3%	4%
FIREHOUSE	0%	0%
MEDICAL FACILITY	3%	1%

<u>REPORTED CURRENT PLACE OF RESIDENCE</u>	<u>MONTH</u>	<u>YTD</u>
MANCHESTER	31%	40%
UNHOUSED/NO FIXED ADDRESS	49%	44%
OTHER NH COMMUNITY	11%	11%
OUT OF STATE	0%	1%
NASHUA	1%	1%
UNKNOWN/NOT REPORTED	8%	3%

<u>WAS THIS THE 1ST OPIOID OD ENCOUNTER IN NASHUA AND/OR MANCHESTER?</u>	<u>MONTH</u>	<u>YTD</u>
1st ENCOUNTER	60%	53%
REPEAT ENCOUNTER	40%	47%
UNKNOWN/NOT REPORTED	0%	0%
UNIQUE INDIVIDUALS ENCOUNTERED	67	383
REPEAT INDIVIDUALS ENCOUNTERED	5	32

<u>DEMOGRAPHICS</u>	<u>MONTH</u>	<u>YTD</u>
MALE	79%	70%
FEMALE	21%	30%
AVERAGE AGE	43	41

<u>PUBLIC/BYSTANDER NARCAN ADMISNITERED PRIOR TO EMS ARRIVAL</u>	<u>MONTH</u>	<u>YTD</u>
PUBLIC/BYSTANDER NACAN GIVEN	39%	29%

<u>ETHNICITY</u>	<u>MONTH</u>	<u>YTD</u>
CAUCASION	68%	65%
HISPANIC OR LATINO	2%	4%
UNKNOWN/NOT REPORTED	26%	27%
BLACK/AFRICAN AMERICAN	3%	4%
AMERICAN INDIAN	0%	0%
OTHER RACE	0%	0%
ASIAN	1%	0%
NATIVE HAWAIIAN	0%	0%



NASHUA, NH

JULY 2023

SUSPECTED OPIOID OVERDOSES BY THE NUMBERS

HOW MANY	JULY	YTD	YTD per capita 100k
SUSPECTED OPIOID OVERDOSES	27	127	239.4
CHANGE FROM THE PRIOR MONTH	+ 10		
% CHANGE FROM PRIOR MONTH	+ 59 %		
SUSPECTED OPIOID OVERDOSE DEATHS*	4	28	52.8

22% fatality rate

**All fatality data is subject to confirmation by the Office of the Chief NH Medical Examiner and as such is subject to change.*

<u>WHERE DID THEY HAPPEN</u>	<u>MONTH</u>	<u>YTD</u>
HOME OR RESIDENCE	56%	54%
PUBLIC BUILDING OR PUBLIC AREA	7%	13%
ROADWAY OR VEHICLE	26%	19%
BUSINESS OR COMMERCIAL	7%	5%
HOTEL OR MOTEL	0%	6%
BAR OR RESTURANT	4%	2%
JAIL OR PRISON	0%	1%
FIREHOUSE	0%	0%
MEDICAL FACILITY	0%	1%

<u>REPORTED CURRENT PLACE OF RESIDENCE</u>	<u>MONTH</u>	<u>YTD</u>
MANCHESTER	0%	1%
UNHOUSED/NO FIXED ADDRESS	22%	20%
OTHER NH COMMUNITY	7%	9%
OUT OF STATE	7%	4%
NASHUA	63%	63%
UNKNOWN/NOT REPORTED	0%	3%

<u>WAS THIS THE 1ST OPIOID OD ENCOUNTER IN NASHUA AND/OR MANCHESTER?</u>	<u>MONTH</u>	<u>YTD</u>
1st ENCOUNTER	59%	53%
REPEAT ENCOUNTER	41%	46%
UNKNOWN/NOT REPORTED	0%	2%
UNIQUE INDIVIDUALS ENCOUNTERED	25	117
REPEAT INDIVIDUALS ENCOUNTERED	2	10

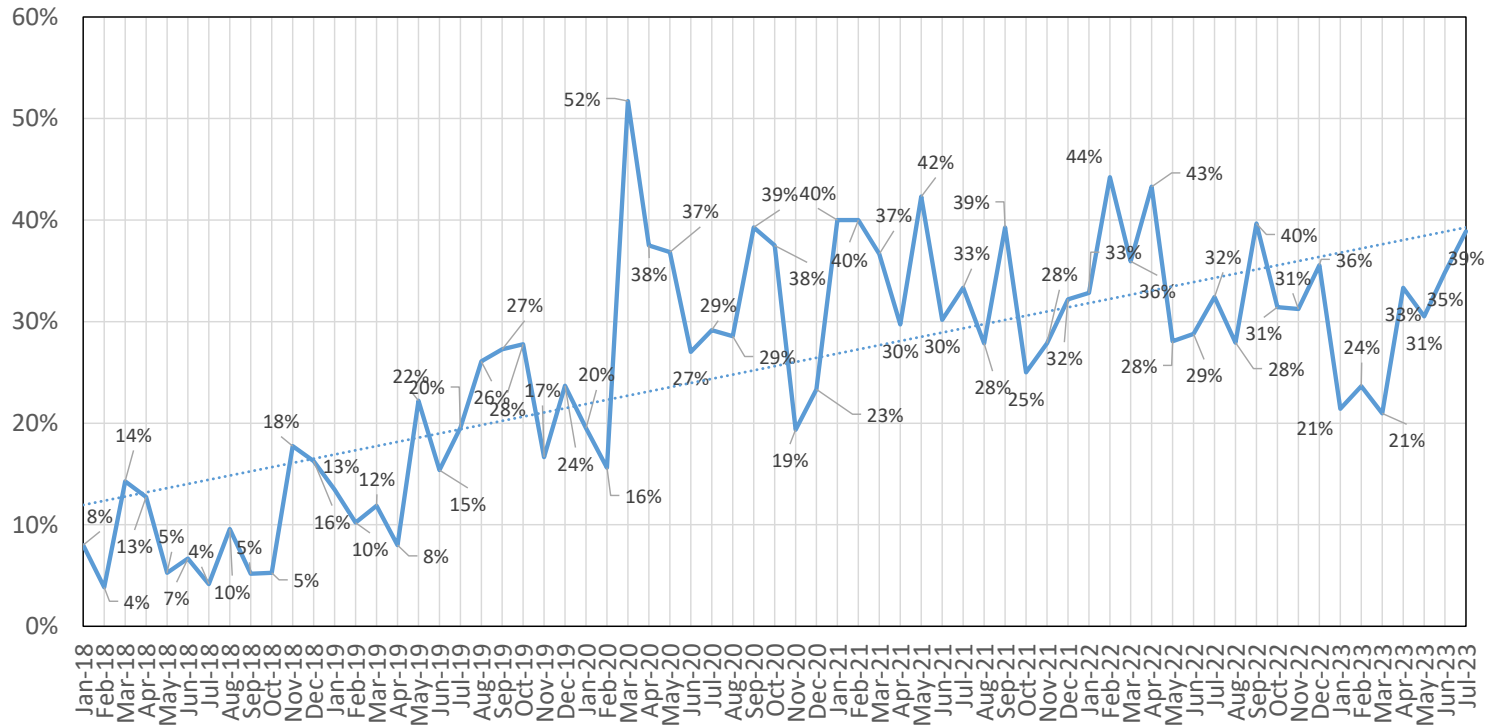
<u>DEMOGRAPHICS</u>	<u>MONTH</u>	<u>YTD</u>
MALE	52%	64%
FEMALE	48%	36%
AVERAGE AGE	46	41

<u>ETHNICITY</u>	<u>MONTH</u>	<u>YTD</u>
CAUCASION	74%	75%
HISPANIC OR LATINO	4%	6%
UNKNOWN/NOT REPORTED	15%	12%
BLACK/AFRICAN AMERICAN	4%	5%
AMERICAN INDIAN	0%	0%
OTHER RACE	0%	0%
ASIAN	4%	2%
NATIVE HAWAIIAN	0%	1%

<u>PUBLIC/BYSTANDER NARCAN ADMISNITERED PRIOR TO EMS ARRIVAL</u>	<u>MONTH</u>	<u>YTD</u>
PUBLIC/BYSTANDER NACAN GIVEN	30%	24%



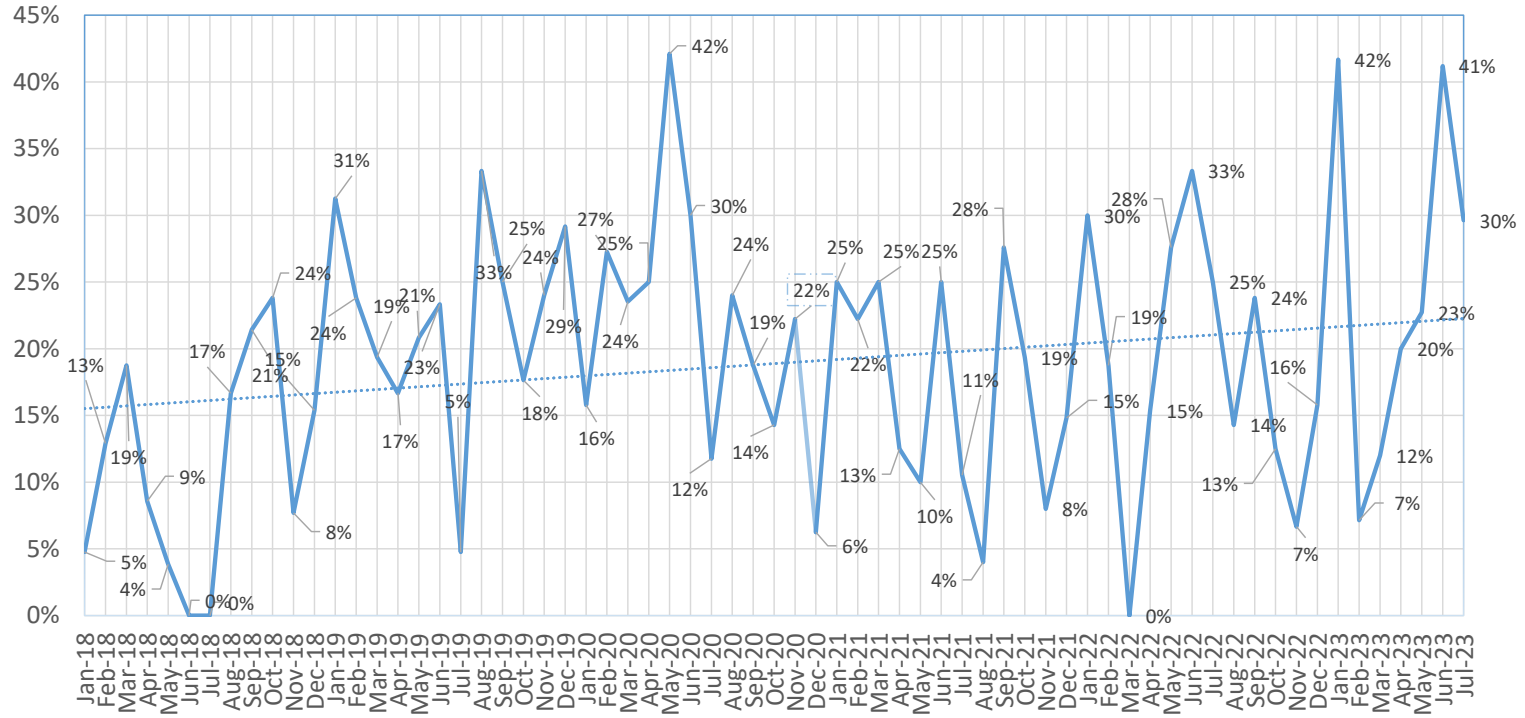
Manchester, NH % of OD's Narcan® is reported administered by the public prior to EMS arrival



Source data - AMR suspected opiate OD log



Nashua, NH % of OD's Narcan® is reported administered by the public prior to EMS arrival



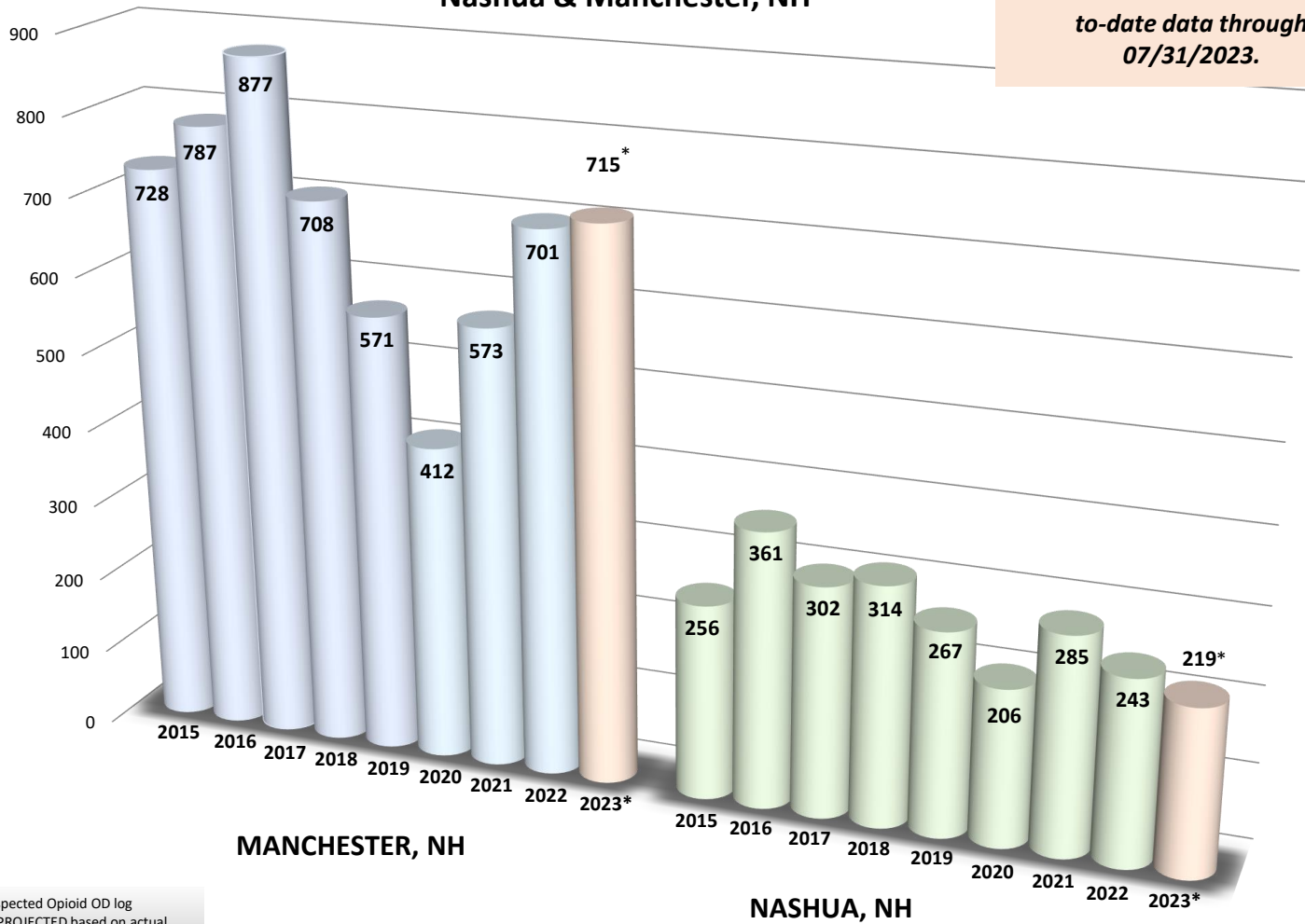
Source data - AMR suspected opiate OD log



SUSPECTED OPIOID OVERDOSES

Nashua & Manchester, NH

**2023 annual data is PROJECTED based on actual available year-to-date data through 07/31/2023.*



Source data - AMR Suspected Opioid OD log
*2023 annual data is PROJECTED based on actual year-to-date data available through 07/31/2023

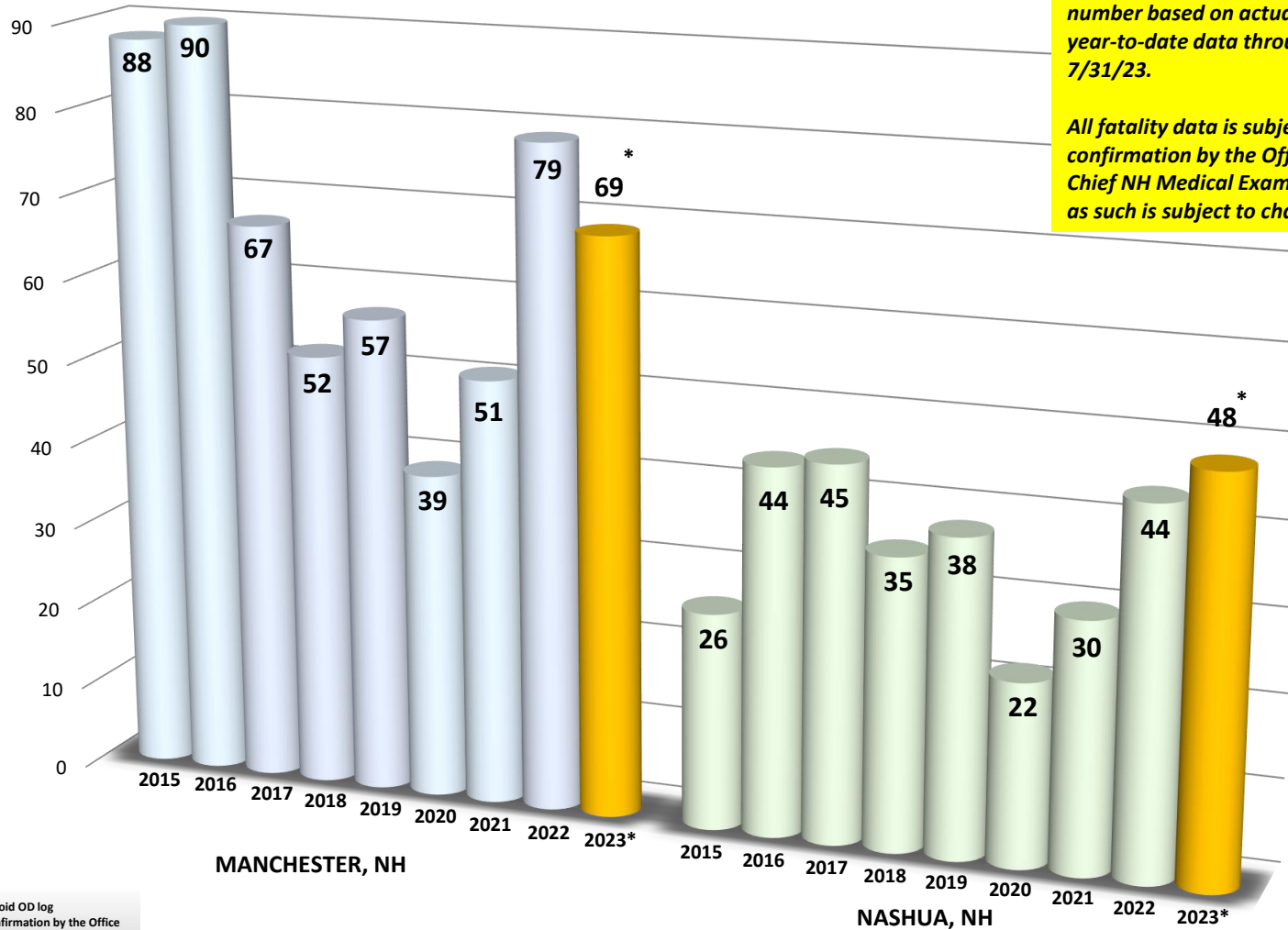


SUSPECTED OPIOID OVERDOSE DEATHS

Nashua & Manchester, NH

**2023 annual data contains confirmed and pending confirmed opioid related deaths and is a PROJECTION of the annual number based on actual available year-to-date data through 7/31/23.*

All fatality data is subject to confirmation by the Office of the Chief NH Medical Examiner and as such is subject to change.



Source data - AMR Suspected Opioid OD log
All fatality data is subject to confirmation by the Office of the Chief NH Medical Examiner.



MANCHESTER, NH										PROJECTED	ACTUAL*
		2015	2016	2017	2018	2019	2020	2021	2022	2023	2023
#	Opioid Overdoses	728	787	877	708	571	412	573	701	715	415
%	Overdoses change YOY	-	8%	11%	-19%	-19%	-28%	39%	22%	2%	
per capita	Overdoses per capita/100k	629.5	680.5	758.4	612.2	493.8	356.3	495.5	606.2	617.8	

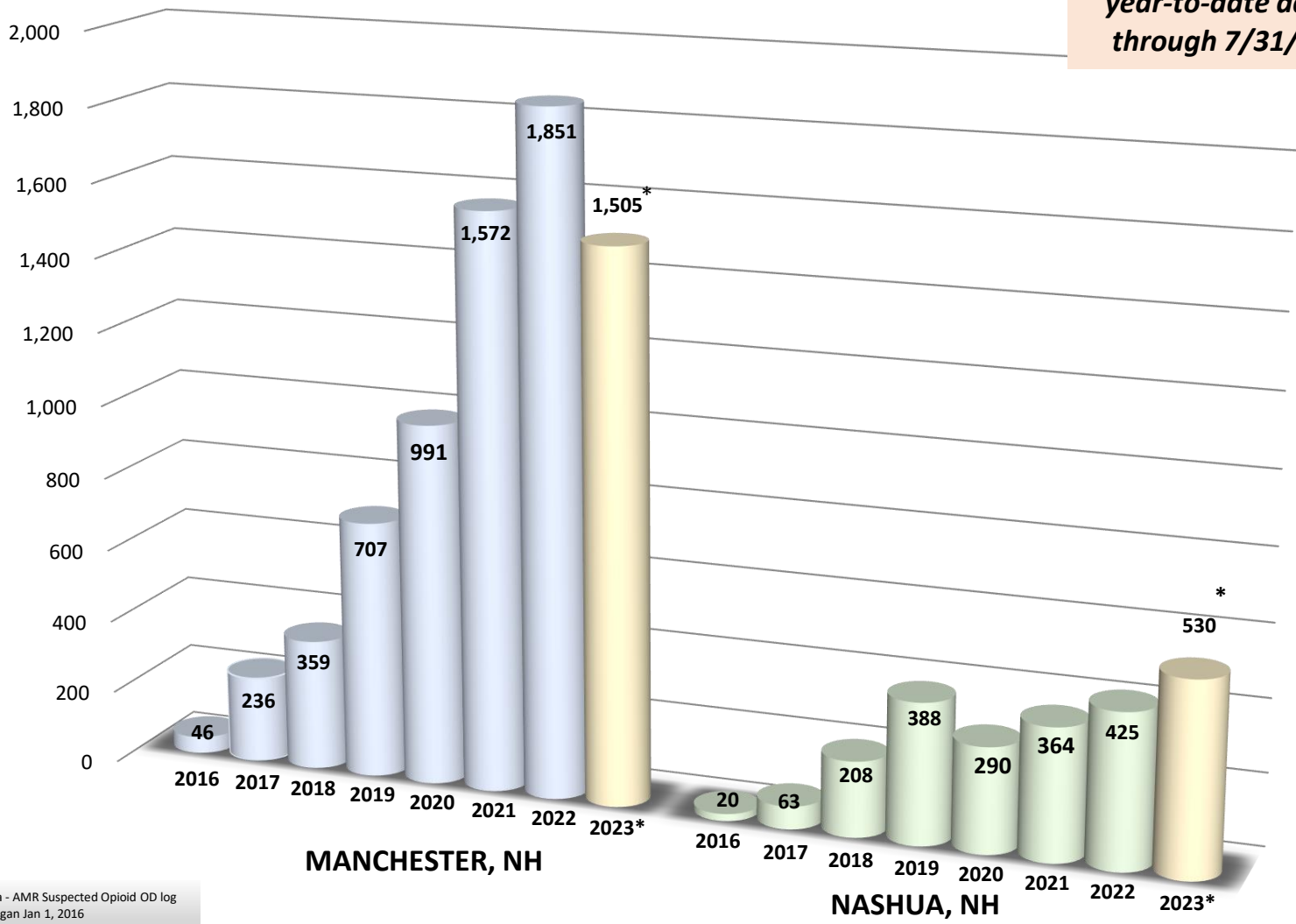
NASHUA, NH										PROJECTED	ACTUAL*
		2015	2016	2017	2018	2019	2020	2021	2022	2023	2023
#	Opioid Overdoses	256	361	302	314	267	206	285	243	219	127
%	Overdoses change YOY	-	41%	-16%	4%	-15%	-23%	38%	-15%	-10%	
per capita	Overdoses per capita/100k	280.3	395.3	330.7	343.8	292.4	225.6	312.1	266.1	239.4	

*2023 Data is actual through 7/31/2023



**PUBLIC NARCAN® USE
PRIOR TO ARRIVAL OF FIRST RESPONDERS
DATA SHOWS MILLIGRAMS REPORTED ADMINISTERED**

***2023 annual data is
PROJECTED based on
actual available
year-to-date data
through 7/31/23**



Source data - AMR Suspected Opioid OD log
Tracking began Jan 1, 2016