



MANCHESTER, NH

OCTOBER 2023

SUSPECTED OPIOID OVERDOSES BY THE NUMBERS

HOW MANY	OCTOBER	YTD#	YTD per capita 100k
SUSPECTED OPIOID OVERDOSES	76	614	637.5
CHANGE FROM THE PRIOR MONTH	+ 17		
% CHANGE FROM PRIOR MONTH	+ 59%		
SUSPECTED OPIOID OVERDOSE DEATHS*	8	53	55.0

9% fatality rate

**All fatality data is subject to confirmation by the Office of the Chief NH Medical Examiner and as such is subject to change.*

WHERE DID THEY HAPPEN	MONTH	YTD
HOME OR RESIDENCE	33%	34%
PUBLIC BUILDING OR PUBLIC AREA	29%	27%
ROADWAY OR VEHICLE	26%	26%
BUSINESS OR COMMERCIAL	4%	6%
HOTEL OR MOTEL	0%	2%
BAR OR RESTURANT	0%	1%
JAIL OR PRISON	5%	4%
FIREHOUSE	0%	0%
MEDICAL FACILITY	3%	<1%

REPORTED CURRENT PLACE OF RESIDENCE	MONTH	YTD
MANCHESTER	32%	37%
UNHOUSED/NO FIXED ADDRESS	37%	45%
OTHER NH COMMUNITY	5%	9%
OUT OF STATE	0%	<1%
NASHUA	0%	1%
UNKNOWN/NOT REPORTED	26%	7%

WAS THIS THE 1ST OPIOID OD ENCOUNTER IN NASHUA AND/OR MANCHESTER?	MONTH	YTD
1st ENCOUNTER	59%	55%
REPEAT ENCOUNTER	41%	45%
UNKNOWN/NOT REPORTED	0%	0%
UNIQUE INDIVIDUALS ENCOUNTERED	69	574
REPEAT INDIVIDUALS ENCOUNTERED	7	40

DEMOGRAPHICS	MONTH	YTD
MALE	66%	68%
FEMALE	34%	32%
AVERAGE AGE	39	40

PUBLIC/BYSTANDER NARCAN ADMISNITERED PRIOR TO EMS ARRIVAL	MONTH	YTD
PUBLIC/BYSTANDER NACAN GIVEN	34%	32%

ETHNICITY	MONTH	YTD
CAUCASION	62%	64%
HISPANIC OR LATINO	9%	5%
UNKNOWN/NOT REPORTED	26%	25%
BLACK/AFRICAN AMERICAN	3%	5%
AMERICAN INDIAN	0%	<1%
OTHER RACE	0%	0%
ASIAN	0%	0%
NATIVE HAWAIIAN	0%	0%



NASHUA, NH

OCTOBER 2023

SUSPECTED OPIOID OVERDOSES BY THE NUMBERS

HOW MANY	OCTOBER	YTD	YTD per capita 100k
SUSPECTED OPIOID OVERDOSES	28	188	247.2
CHANGE FROM THE PRIOR MONTH	+ 11		
% CHANGE FROM PRIOR MONTH	+ 61 %		
SUSPECTED OPIOID OVERDOSE DEATHS*	3	33	43.4

18% fatality rate

**All fatality data is subject to confirmation by the Office of the Chief NH Medical Examiner and as such is subject to change.*

<u>WHERE DID THEY HAPPEN</u>	<u>MONTH</u>	<u>YTD</u>
HOME OR RESIDENCE	32%	49%
PUBLIC BUILDING OR PUBLIC AREA	25%	16%
ROADWAY OR VEHICLE	32%	21%
BUSINESS OR COMMERCIAL	11%	5%
HOTEL OR MOTEL	0%	6%
BAR OR RESTURANT	0%	1%
JAIL OR PRISON	0%	<1%
FIREHOUSE	0%	0%
MEDICAL FACILITY	0%	<1%

<u>REPORTED CURRENT PLACE OF RESIDENCE</u>	<u>MONTH</u>	<u>YTD</u>
MANCHESTER	0%	<1%
UNHOUSED/NO FIXED ADDRESS	43%	27%
OTHER NH COMMUNITY	7%	8%
OUT OF STATE	0%	3%
NASHUA	39%	57%
UNKNOWN/NOT REPORTED	11%	4%

<u>WAS THIS THE 1ST OPIOID OD ENCOUNTER IN NASHUA AND/OR MANCHESTER?</u>	<u>MONTH</u>	<u>YTD</u>
1st ENCOUNTER	43%	49%
REPEAT ENCOUNTER	57%	50%
UNKNOWN/NOT REPORTED	0%	1%
UNIQUE INDIVIDUALS ENCOUNTERED	18	173
REPEAT INDIVIDUALS ENCOUNTERED	10	15

<u>DEMOGRAPHICS</u>	<u>MONTH</u>	<u>YTD</u>
MALE	64%	66%
FEMALE	36%	34%
AVERAGE AGE	41	42

<u>ETHNICITY</u>	<u>MONTH</u>	<u>YTD</u>
CAUCASION	75%	76%
HISPANIC OR LATINO	7%	6%
UNKNOWN/NOT REPORTED	11%	10%
BLACK/AFRICAN AMERICAN	7%	6%
AMERICAN INDIAN	0%	0%
OTHER RACE	0%	0%
ASIAN	0%	1%
NATIVE HAWAIIAN	0%	<1%

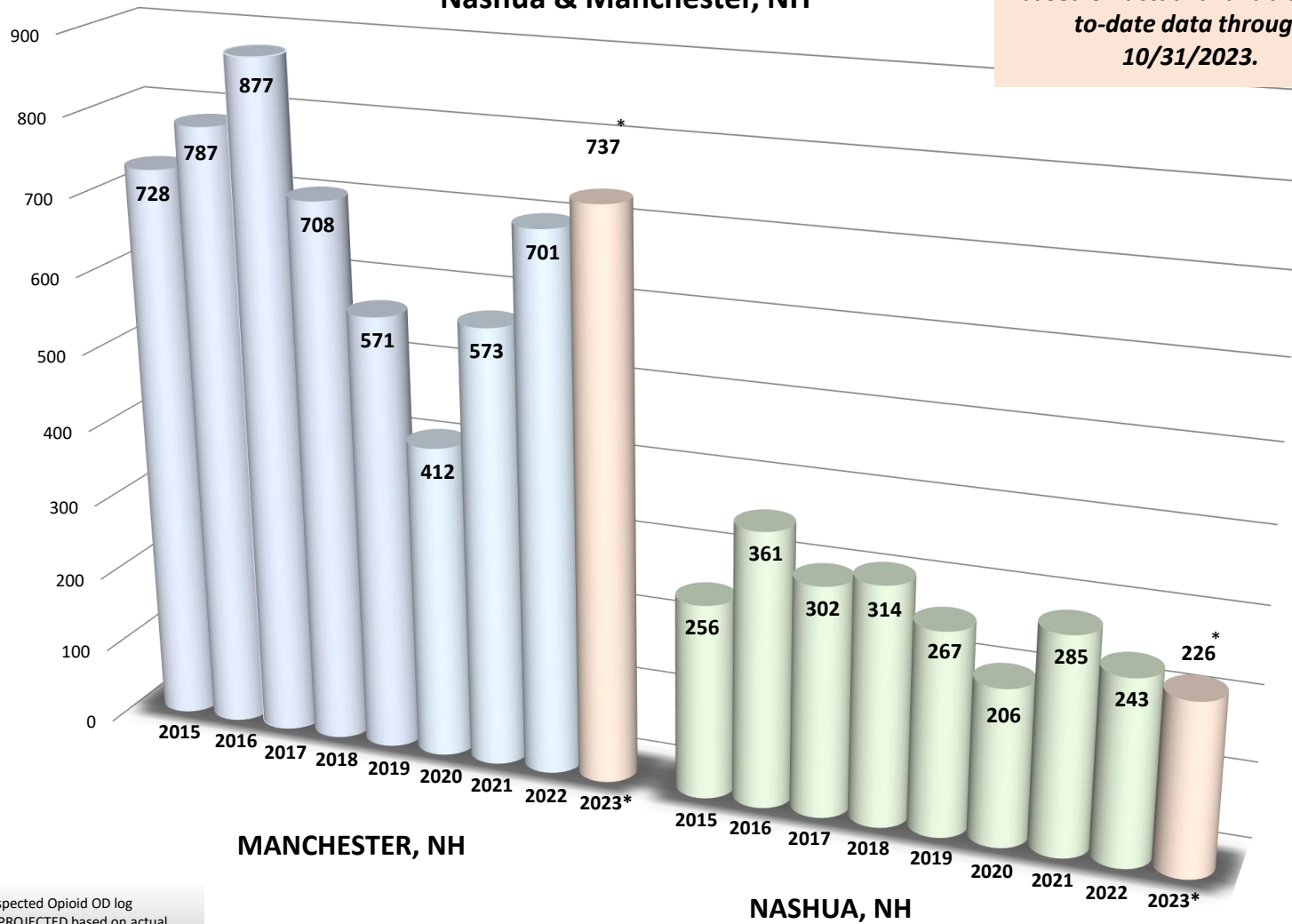
<u>PUBLIC/BYSTANDER NARCAN ADMISNITERED PRIOR TO EMS ARRIVAL</u>	<u>MONTH</u>	<u>YTD</u>
PUBLIC/BYSTANDER NACAN GIVEN	43%	32%



SUSPECTED OPIOID OVERDOSES

Nashua & Manchester, NH

2023 annual data is **PROJECTED based on actual available year-to-date data through 10/31/2023.*



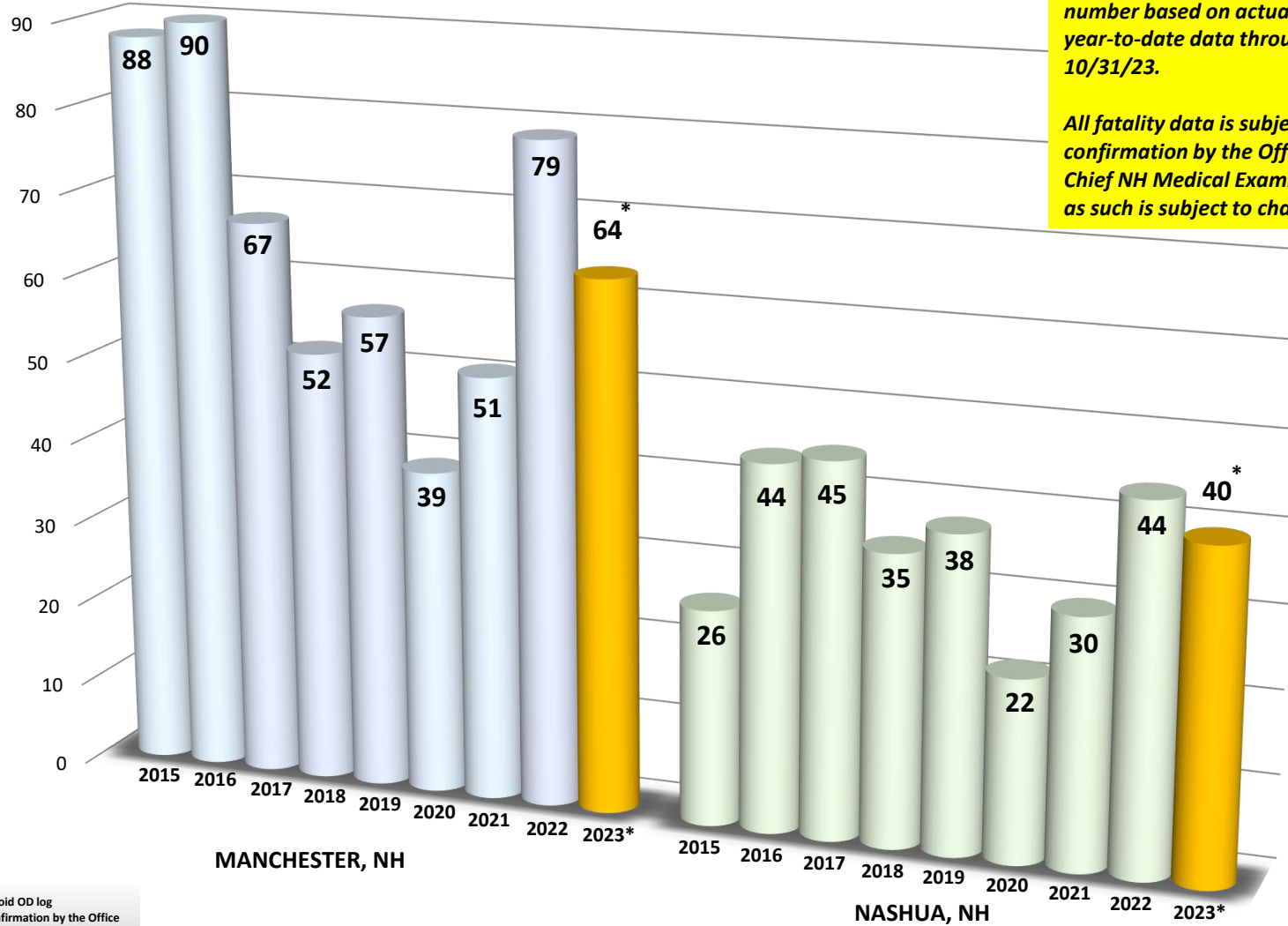
Source data - AMR Suspected Opioid OD log
*2023 annual data is PROJECTED based on actual year-to-date data available through 10/31/2023



SUSPECTED OPIOID OVERDOSE DEATHS Nashua & Manchester, NH

2023 annual data contains confirmed and pending confirmed opioid related deaths and is a **PROJECTION of the annual number based on actual available year-to-date data through 10/31/23.*

All fatality data is subject to confirmation by the Office of the Chief NH Medical Examiner and as such is subject to change.

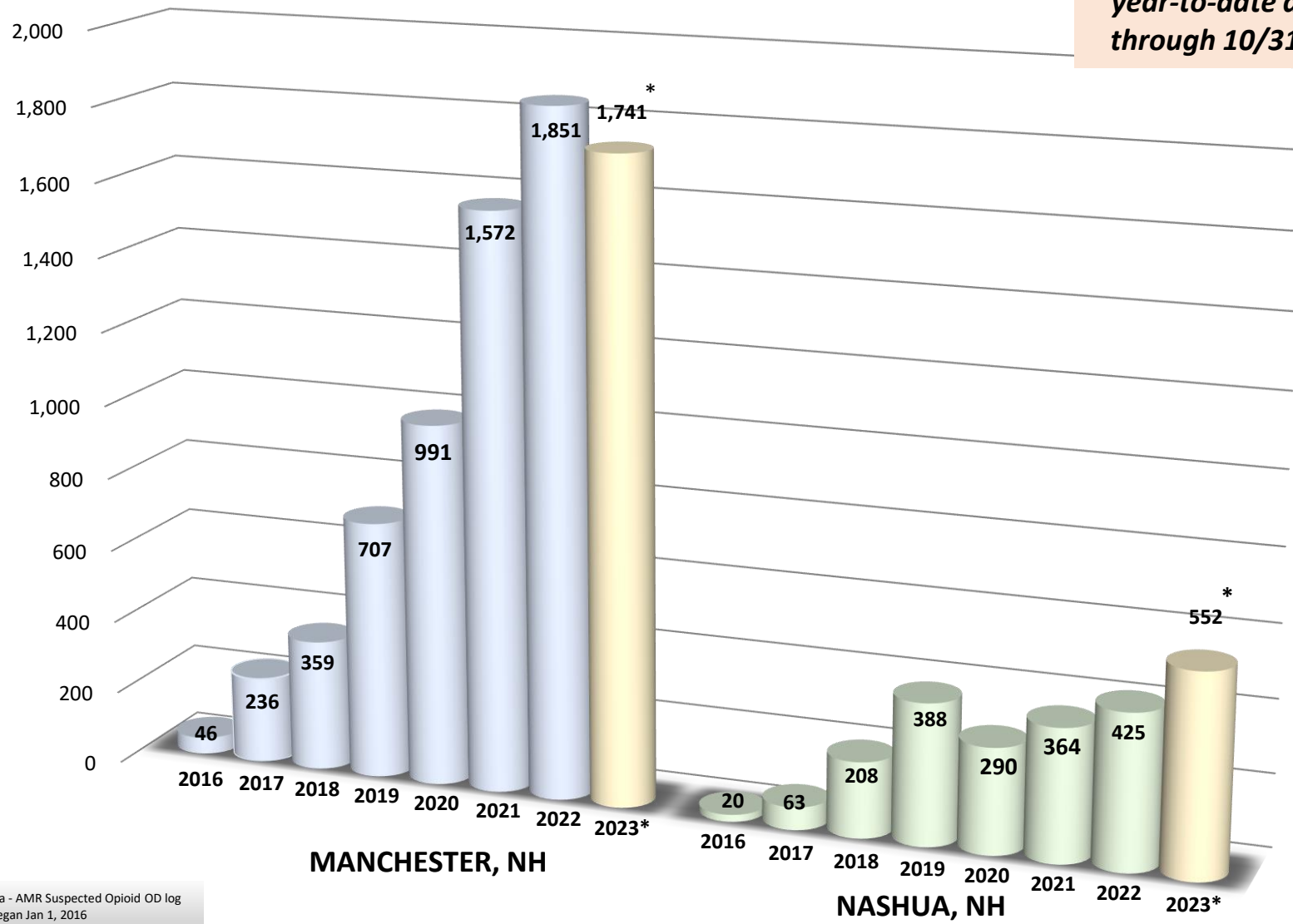


Source data - AMR Suspected Opioid OD log
All fatality data is subject to confirmation by the Office of the Chief NH Medical Examiner.



**PUBLIC NARCAN® USE
PRIOR TO ARRIVAL OF FIRST RESPONDERS
DATA SHOWS MILLIGRAMS REPORTED ADMINISTERED**

**2023 annual data is
PROJECTED based on
actual available
year-to-date data
through 10/31/23*



Source data - AMR Suspected Opioid OD log
Tracking began Jan 1, 2016