New Hampshire Drug Monitoring Initiative

New Hampshire Information & Analysis Center

Phone: (603) 223.3859 NH.IAC@dos.nh.gov Fax: (603) 271.0303

NHIAC Product #: 2022-5302

April 2022 Report

26 May 2022

Purpose: *The NH Drug Monitoring Initiative (DMI) is a holistic strategy to provide awareness and combat drug distribution and misuse. In line with this approach the DMI will obtain data from various sources (to include, but not limited to, Public Health, Law Enforcement, and EMS) and provide monthly products for stakeholders as well as situational awareness releases as needed.*

Drug Environment Report—UNCLASSIFIED

Table of Contents:

Section Title	Page #
Summary	2
Overview	3
Drug Overdose Deaths	4
Drug Overdose Deaths Map	6
EMS Drug Overdose/Abuse Incidents	7
EMS Drug Overdose/Abuse Incidents Map	9
EMS Narcan Administration Incidents	10
EMS Narcan Administration Incidents Map	12
Opioid Related Emergency Department Visits	13
Treatment Admissions	15
Situational Awareness	17
Substance Use Disorder Treatment/Recovery Resource Link	17

NEW SECTION

⇒ Population data source: 2020 Census | State Data Center | NH Office of Strategic Initiatives

- Year/month overview charts are based on annual estimates from the above website. County charts are based on a 2020 estimated population of each county.

Overdose Death Data					
	2018	2019	2020	2020 Death Update As of 4/2021	2021 Death Update As of 4/2022
Total Overdose Deaths	471	415	417	406	381
Deaths Involving Opioids	420	372	357	350	323
Deaths Involving Cocaine	65	79	58	56	30
Deaths Involving Meth	22	52	59	58	54
Deaths Pending Toxicology	N/A	N/A	N/A	8	44

Previous versions of the Drug Environment Report can be found at: https://www.dhhs.nh.gov

The monthly online DMI viewer can be found at: https://nhvieww.maps.arcgis.com

New Hampshire's Drug Environment Summary:

- Drug Overdose Deaths peaked in 2017, at 490. However, the continued availability of public-use naloxone (Narcan) since it first became available in June 2015, very likely contributes to a continued decline in both overdose deaths and EMS provided Narcan administration, statewide.

April 2022 Data Summary			
	EMS Narcan Administration Incidents	Treatment Admissions	Opioid Related Emergency Department Visits
Percent Change from March to April	-16%	-11%	-2%
County w/ Highest Incidence	Coos	Hillsborough	Coos
Age Group w/ Highest Incidence	30-39	N/A	30-39

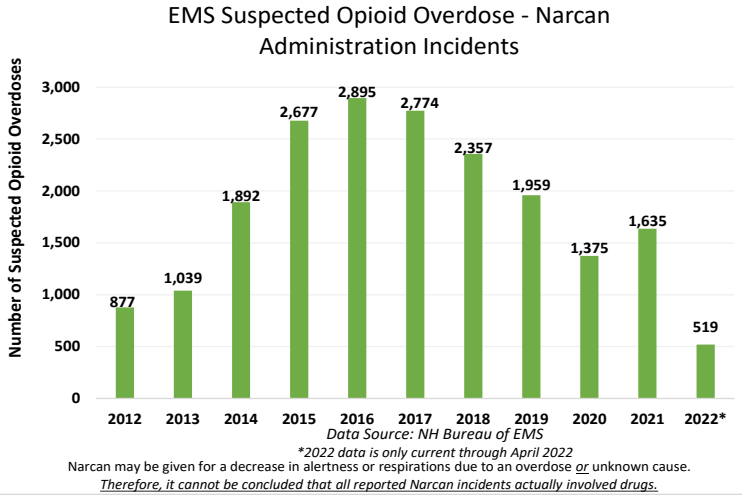

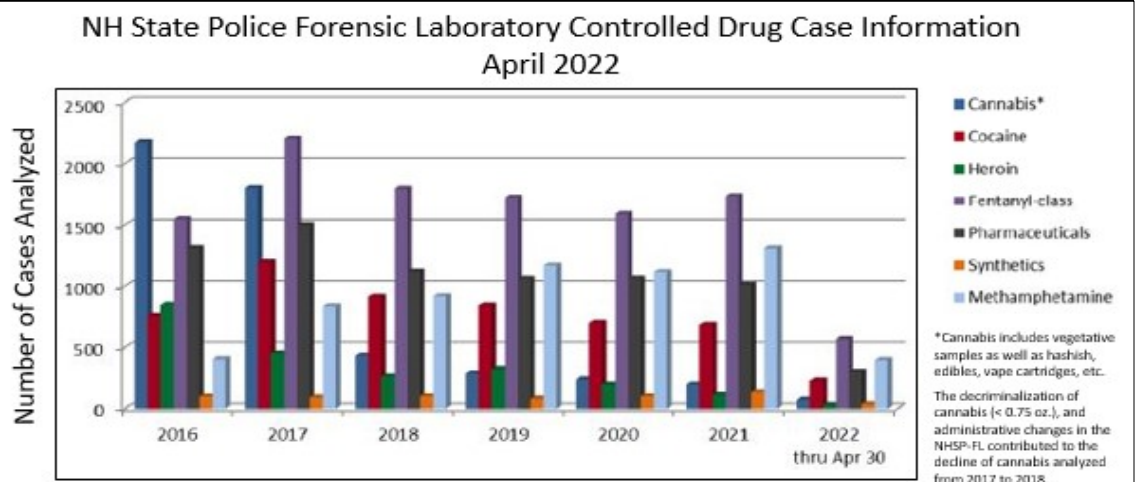

Year	Cannabis*	Cocaine	Heroin	Fentanyl-class	Pharmaceuticals	Synthetics	Methamphetamine
2016	2,173	759	847	1,547	1,311	99	404
2017	1,799	1,201	453	2,202	1,499	93	834
2018	433	913	264	1,794	1,123	101	919
2019	289	843	322	1,718	1,058	83	1,169
2020	240	702	199	1,593	1,060	101	1,118
2021	199	685	114	1,731	1,011	136	1,310
2022 (thru Apr 30)	74	230	31	567	302	38	397
Apr 2022	18	56	5	109	65	8	79

DATA WILL BE UPDATED 2022

2020 Overdose Deaths					
All Overdose Deaths (2019 to 2020)	Percent Change: Opioid Deaths (2019 to 2020)	Percent Change: Meth Deaths (2019 to 2020)	Percent Change: Cocaine Deaths (2019 to 2020)	County w/ Most Deaths Per Capita	Age Group w/ Most Deaths
0.48%	-4%	13%	-27%	Strafford	30-39 Year Olds

Overview: Trends for Narcan, ED Visits, Treatment Admissions, and Overdose Deaths:

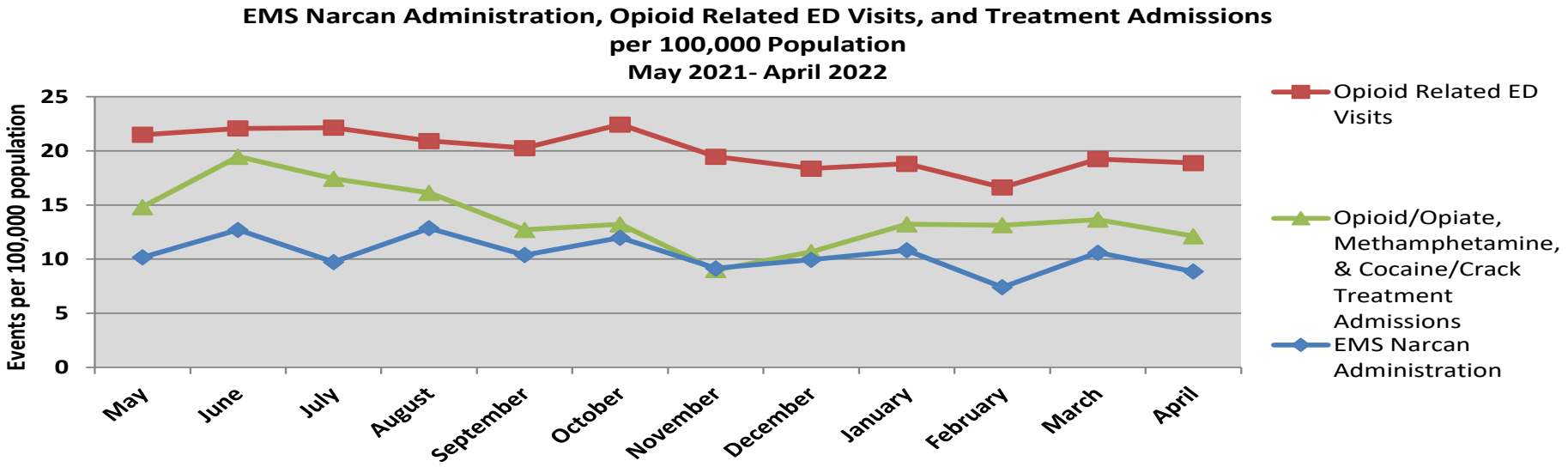

Source: NH Division of Public Health Services, NH Bureau of Drug & Alcohol Services, and NH Bureau of EMS

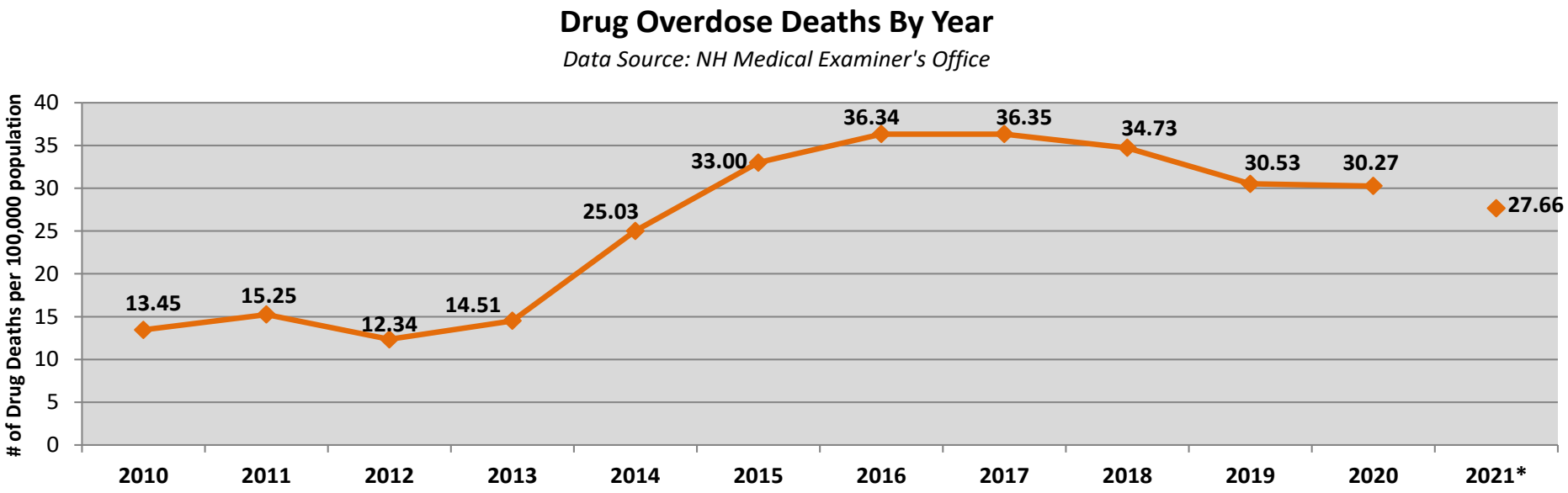

**2021 numbers are not finalized, and are based on analysis as of 12 April 2022*

Drug Overdose Deaths:

Data Source: NH Medical Examiner's Office

Right click on the paperclip and select "Open File" to view additional data.

Trends:

- **As of 16 September, there are 201 confirmed drug overdose deaths and 83 cases pending toxicology for 2021.**
- So far in 2021, Coos County has the highest suspected drug use resulting in overdose deaths per capita, at 2.40 deaths per 10,000 population. Sullivan County is second highest with 2.05 overdose deaths per 10,000 population.
- The age group with the largest number of drug overdose deaths is 30-39 years, which represents 28% of all overdose deaths for 2021.

*****IMPORTANT DATA NOTES*****

- Analysis is based on county where the drug (s) is suspected to have been used.

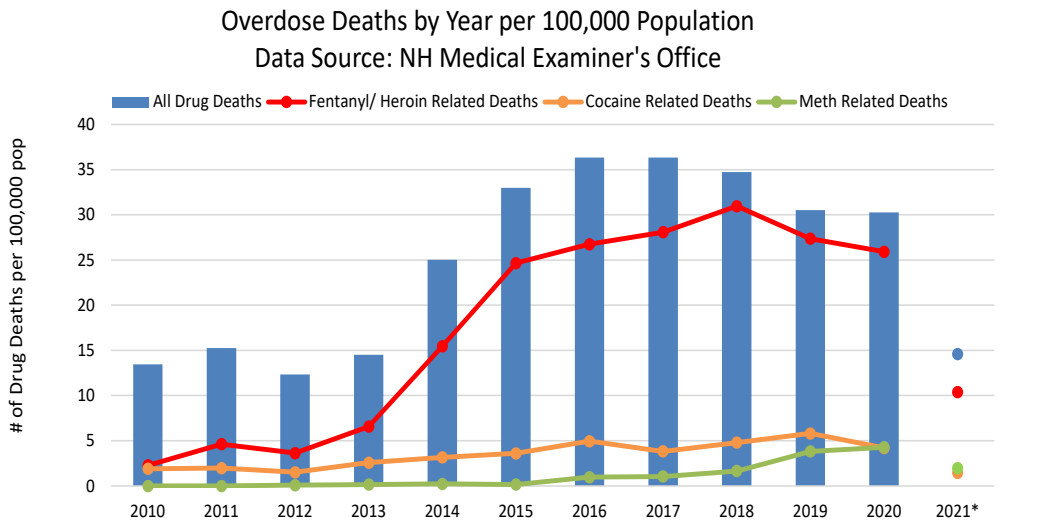

**2021 numbers are not finalized, and are based on analysis as of 16 September 2021*

+ Cocaine, Meth, and Fentanyl/Heroin Related deaths are not exclusive, several deaths involve multiple categories

OCME DATABASE UPGRADES IN PROGRESS

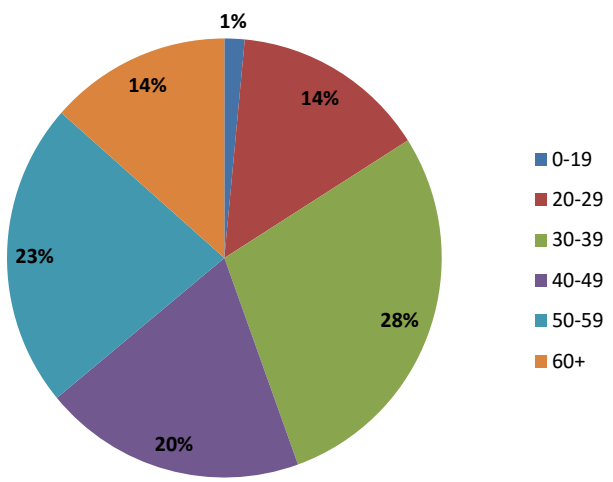

**2021 numbers are not finalized, and based on analysis as of 16 September 2021*

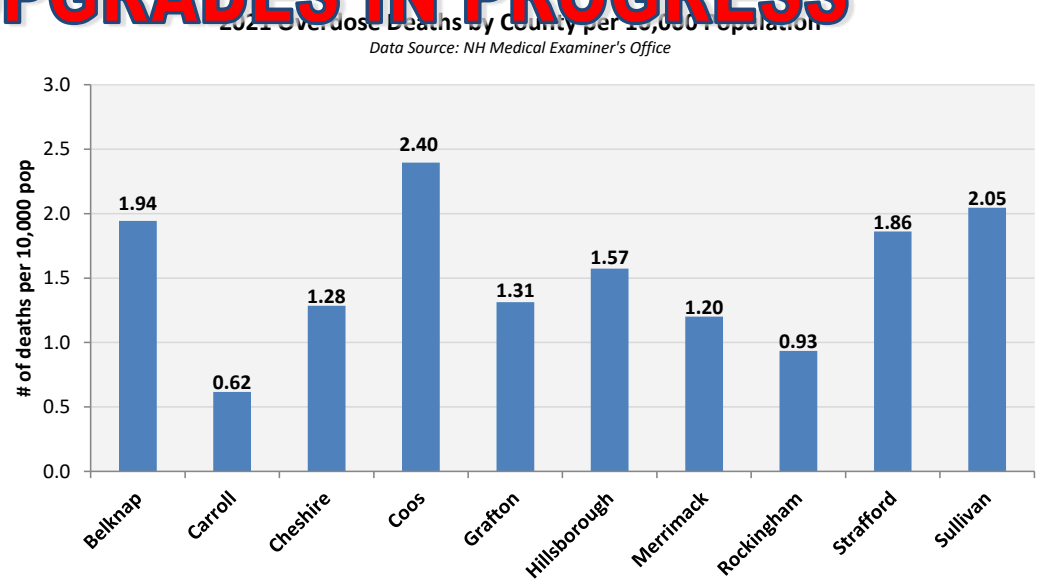

2021 numbers are not finalized, and are based on analysis as of 16 September 2021

DATA WILL BE UPDATED IN 2022

Drug Overdose Deaths (Continued):

Data Source: NH Medical Examiner's Office

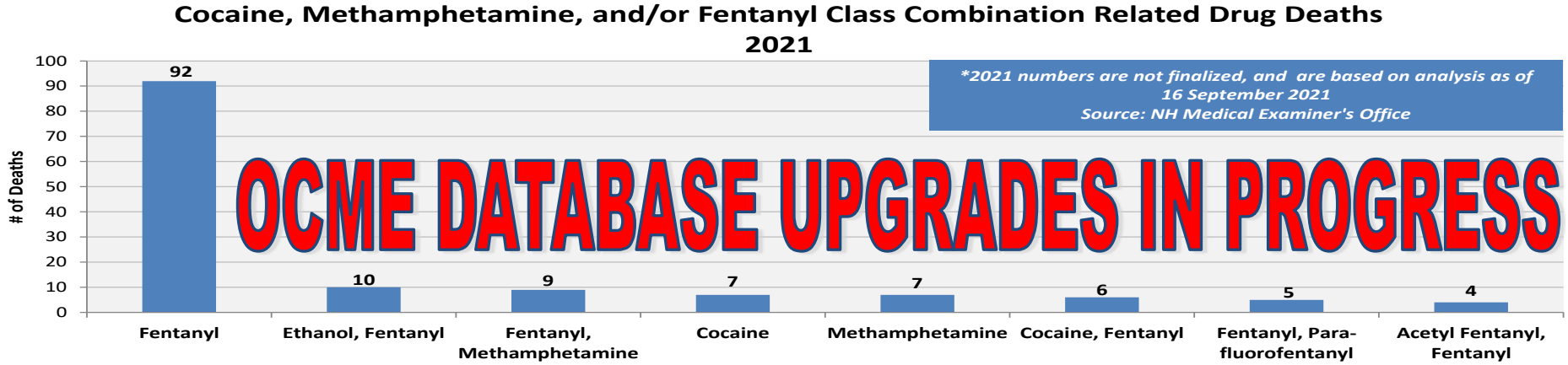

OCME DATABASE UPGRADES IN PROGRESS

2021 Total Drug Deaths	Fentanyl Class Deaths	Cocaine Deaths	Meth Deaths
201	139	20	27

2021 Cocaine, Methamphetamine, and/or Fentanyl Class Combination Related Drug Deaths that were noted once or twice*

Cocaine, Fentanyl, Methamphetamine	Fentanyl, Methadone	Acetyl Fentanyl, Ethanol, Fentanyl	Alprazolam, Fentanyl, Mitragynine	Cocaine, Methamphetamine	Ethanol, Methamphetamine, Mitragynine	Fentanyl, Heroin	Fentanyl, Mitragynine, Para-fluorofentanyl
Ethanol, Fentanyl, Methamphetamine	Fentanyl, Methamphetamine, Para-fluorofentanyl	Acetyl Fentanyl, Fentanyl, Methamphetamine	Cocaine, Fentanyl, Gabapentin	Ethanol, Fentanyl, Methadone	Etizolam, Fentanyl, Para-fluorofentanyl	Fentanyl, Heroin, Methamphetamine	Fentanyl, Oxycodone, Para-fluorofentanyl
Ethanol, Fentanyl, Para-fluorofentanyl	3,4-methylenedioxymethamphetamine, Fentanyl	Alprazolam, Ethanol, Fentanyl	Cocaine, Fentanyl, Para-fluorofentanyl	Ethanol, Fentanyl, Mitragynine	Fentanyl, Gabapentin	Fentanyl, Methadone, Para-fluorofentanyl	Fentanyl, Promethazine
Fentanyl, Hydrocodone	Acetyl Fentanyl, Diphenhydramine, Ethanol, Fentanyl	Alprazolam, Fentanyl, Methamphetamine	Cocaine, Ketamine	Ethanol, Fentanyl, Phenobarbital	Fentanyl, Gabapentin, Mirtazapine	Fentanyl, Methamphetamine, Methylenedioxymethamphetamine	Para-fluorofentanyl

*Cells f[illegible] y ind[illegible]

DATA WILL BE UPDATED IN 2022

Overdose Deaths by Town* - 2021 +
(Data Source: NH Medical Examiner's Office)

***Location where the drug(s) is suspected to have been used.**

+2021 data was reported on September 16, 2021
There are more deaths that are suspected
to be drug related, but the official cause of death is pending
until the toxicology results are received.

83 CASES PENDING
9 Cases have an unknown location

Prepared by:
NH Information & Analysis Center

Number of Overdose Deaths by Town

***Location where the drug(s) is suspected to have been used.**

- 1 - 5 (65)
- 6 - 10 (5)
- 11 - 25 (1)
- 26 - 50 (1)
- 51 - 100 (0)

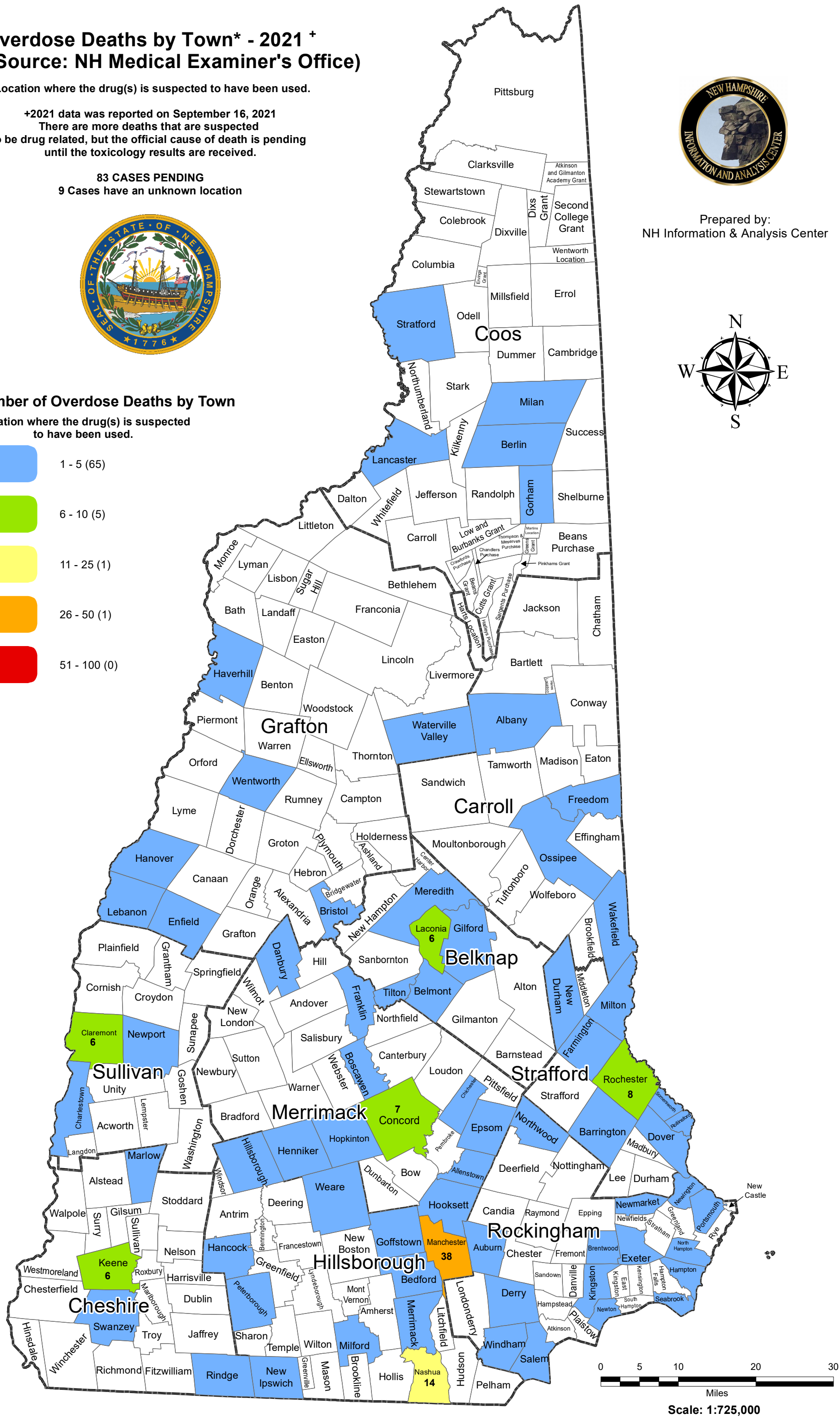

NEW SECTION

EMS Drug Overdose/Abuse Incidents:

Data Source: NH Bureau of Emergency Medical Services (EMS)

Right click on the paperclip and select "Open File" to view additional data.

Analyst Notes:

- EMS Drug Overdose/Abuse incidents decreased by 5% from March to April.
- In April, Coos County had the highest Drug Overdose/ Abuse incidents per capita with 4.48 incidents per 10,000 population. Hillsborough County was second highest with 3.74 per 10,000 population.
- The age group with the largest number of Drug Overdose/ Abuse incidents was 30-39, representing 36% of all Drug Overdose/Abuse incidents in April.
- More males than females experienced a Drug Overdose/ Abuse incident in April.

*****IMPORTANT DATA NOTES*****

- Data represents cases where EMS providers indicated one or more diagnoses of medication abuse/overdose. **Incidents reflect both non-fatal and fatal drug overdose/abuse.**
- The continued decrease in the number of EMS Drug Overdose/Abuse Incidents by Year for 2019 and 2020 is attributable to a records management system upgrades and early stages of the COVID-19 Pandemic.
- **The November 2021 DMI was the first inclusion of this dataset.**

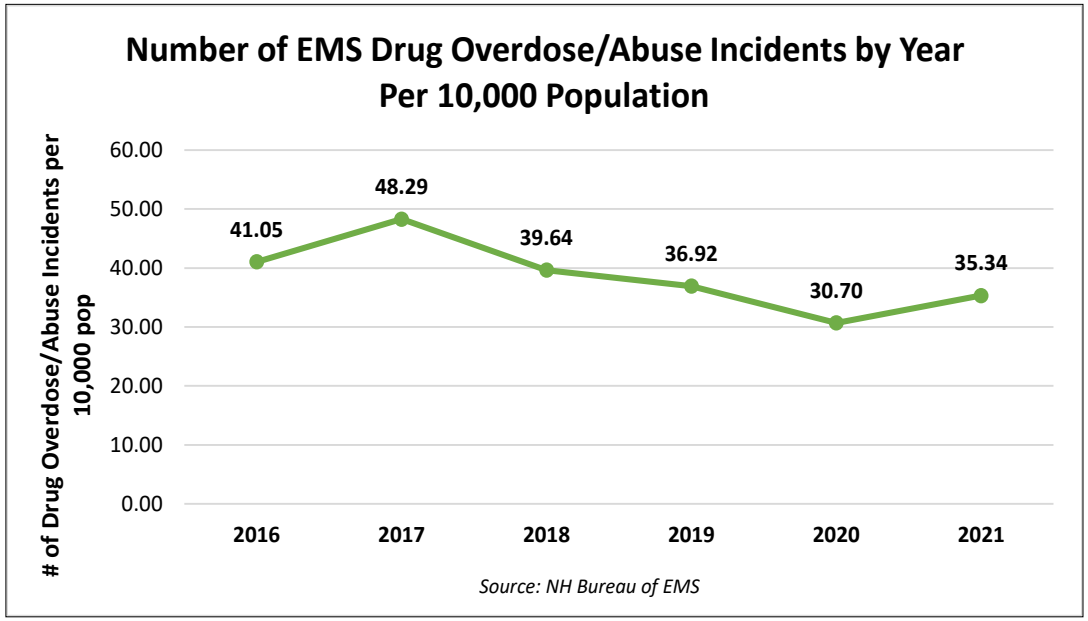

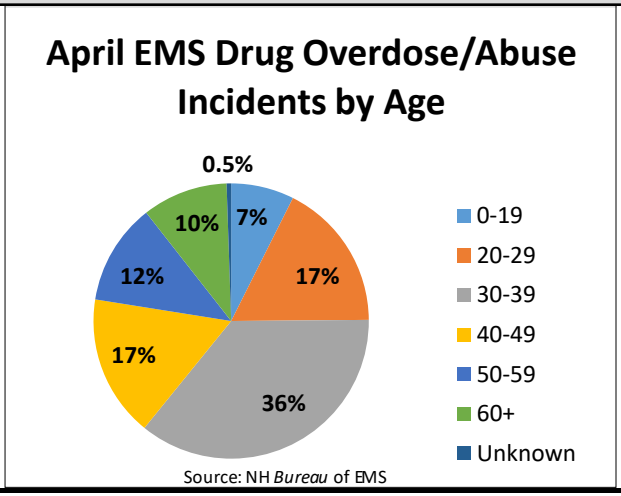

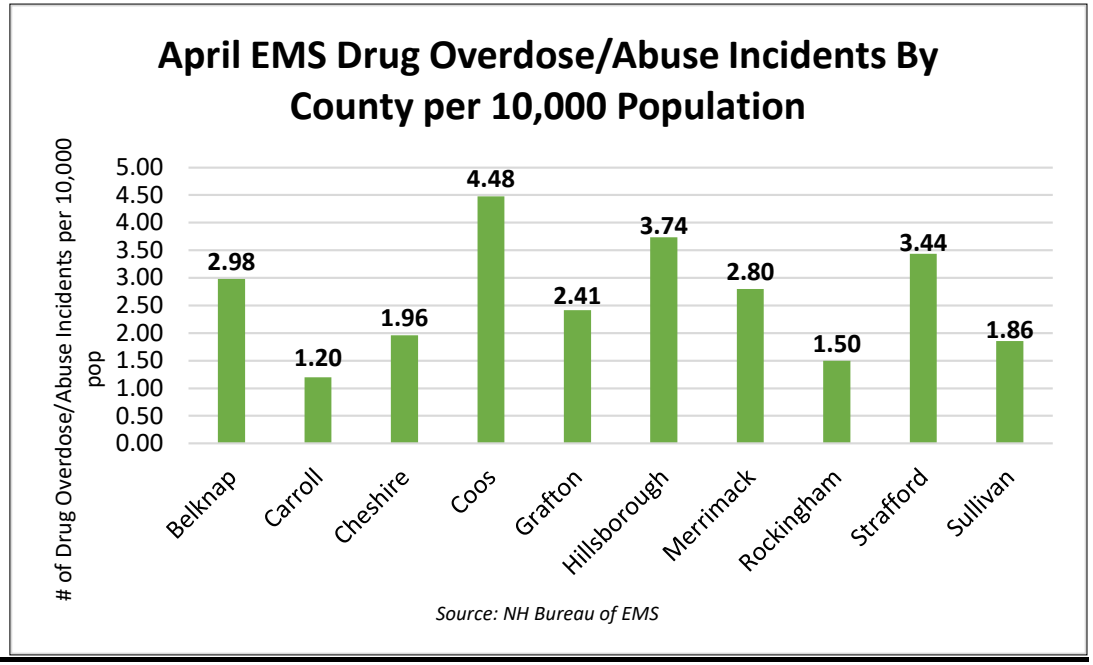

NEW SECTION

EMS Drug Overdose/Abuse Incidents (Continued):

Data Source: NH Bureau of Emergency Medical Services (EMS)

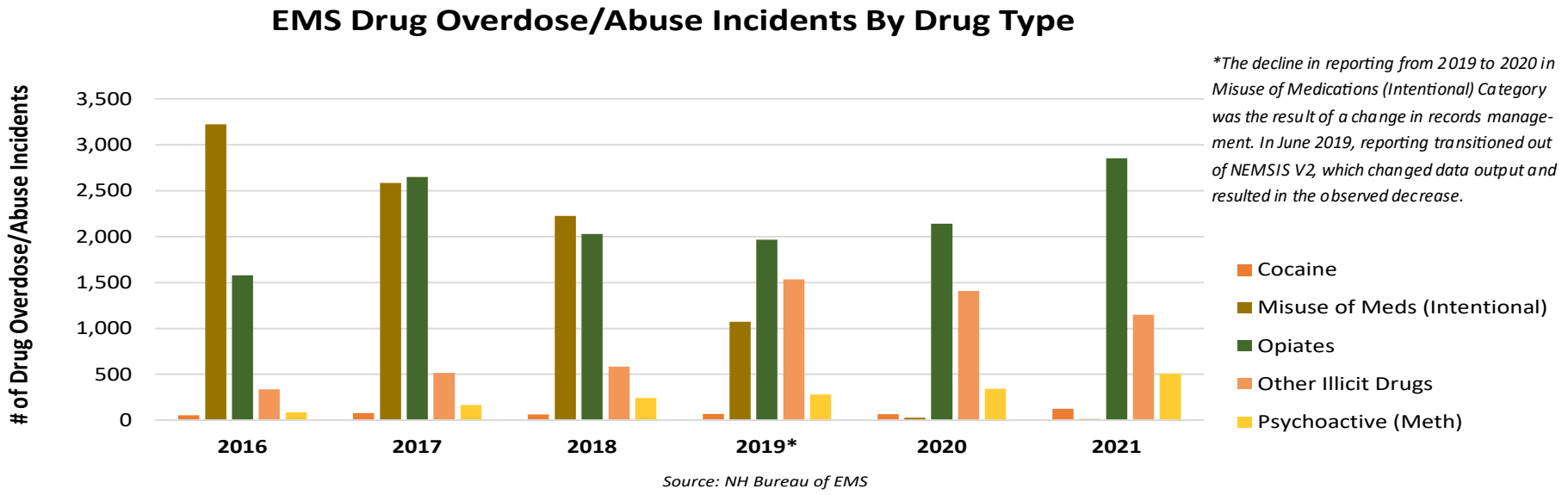

**The decline in reporting from 2019 to 2020 in Misuse of Medications (Intentional) Category was the result of a change in records management. In June 2019, reporting transitioned out of NEMSIS V2, which changed data output and resulted in the observed decrease.*

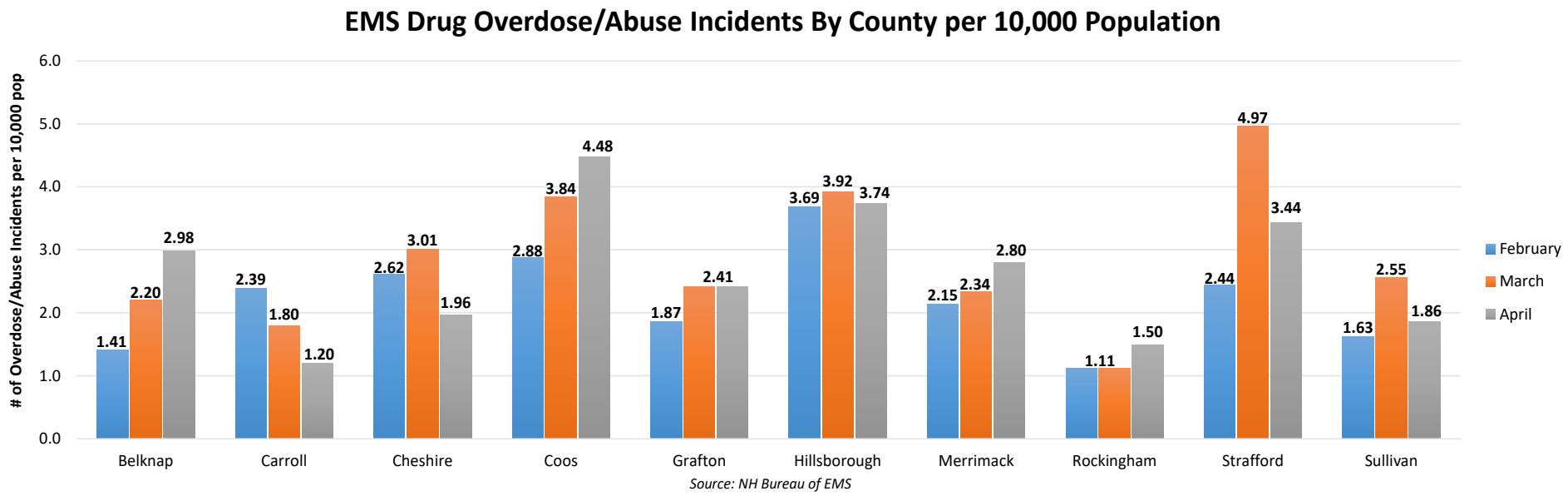

EMS Drug Overdose/Abuse Incidents
05/1/2021 – 04/30/2022

*Data represents cases where EMS providers indicated one or more diagnoses of medication abuse/overdose.

*Incidents reflect both **non-fatal and fatal** drug overdose/ abuse.

Data Source: New Hampshire Bureau of EMS

Prepared by:
NH Information & Analysis Center

INDEX

Belknap
1 - Center Harbor

Carroll
2 - Hales Location
3 - Harts Location

Coos
4 - Hadleys Purchase
5 - Beans Grant
6 - Cutts Grant
7 - Sargents Purchase
8 - Pinkhams Grant
9 - Crawfords Purchase
10 - Chandlers Purchase
11 - Low & Burbanks Grant
12 - Thompson & Meserves Purchase
13 - Greens Grant
14 - Martins Location
15 - Ervings Grant
16 - Wentworth Location
17 - Atkinson & Gilmanton Academy Grant

Hillsborough
18 - Bennington

Rockingham
19 - South Hampton
20 - Seabrook
21 - East Kingston
22 - Kensington
23 - Hampton Falls
24 - Hampton
25 - North Hampton
26 - Rye
27 - Portsmouth
28 - New Castle
29 - Newington

Strafford
30 - Rollinsford
31 - Somersworth

Town Totals

- 1 - 25
- 26 - 100
- 101 - 200
- 201 - 500
- 500 - 1,300

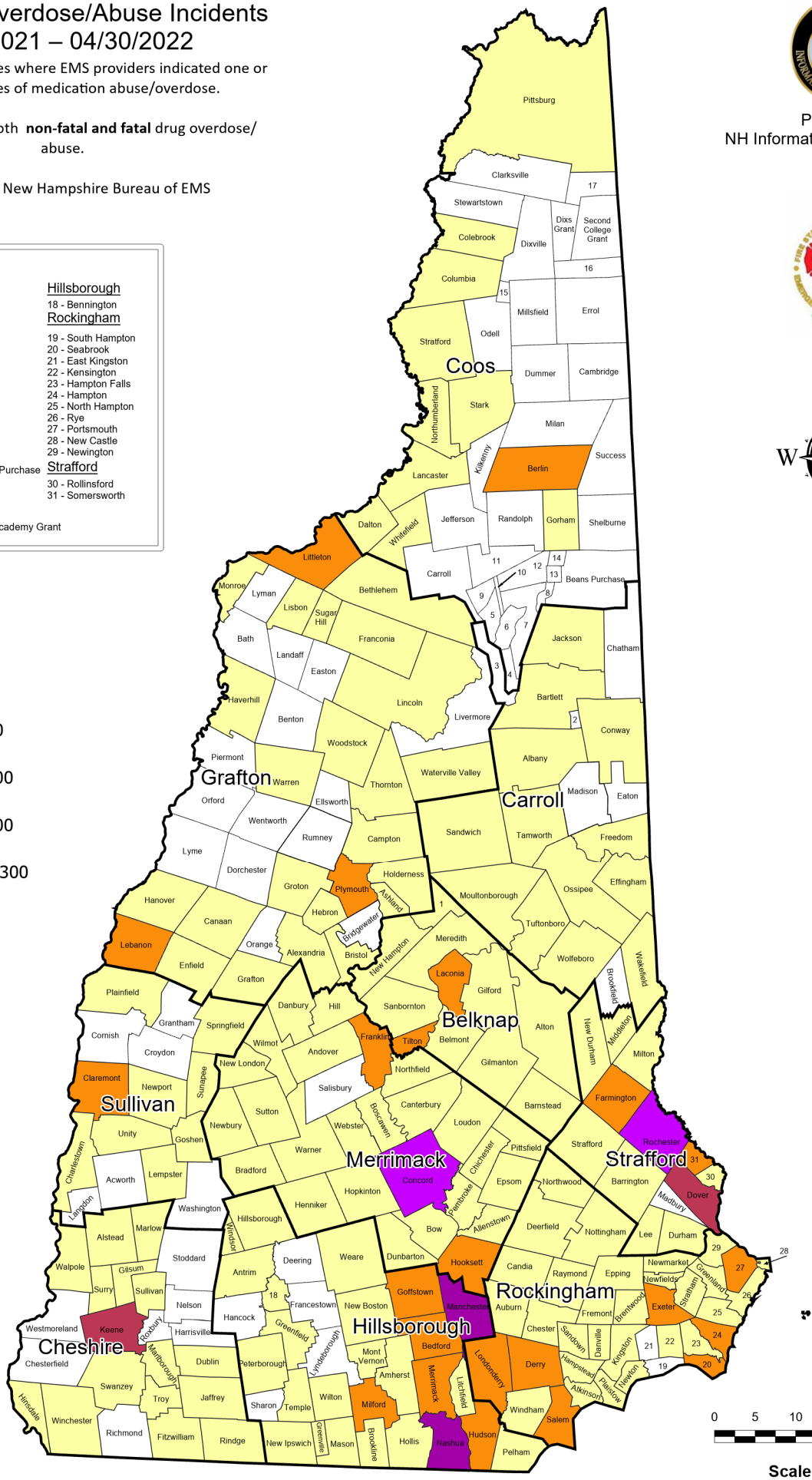

0 5 10 20 30
Miles
Scale: 1:1,150,000

EMS Narcan Administration Incidents:

Data Source: NH Bureau of Emergency Medical Services (EMS)

Right click on the paperclip and select "Open File" to view additional data.

Trends:

- EMS Narcan administration incidents decreased by 16% from March to April.
- In April, Coos County had the highest EMS Narcan administration incidents per capita with 2.10 incidents per 10,000 population. Carroll and Merrimack counties nearly tied for second highest with 1.23 and 1.20 per 10,000 population, respectively.
- The age group with the largest number of EMS Narcan administration incidents was 30-39, representing 28% of all EMS Narcan administrations in April.

*****IMPORTANT DATA NOTES*****

- Narcan data in this report involves the number of incidents where Narcan was administered, NOT the number of doses of Narcan during a certain time period. Multiple doses may be administered during an incident.
- Narcan may be given for a decrease in alertness or respirations due to an overdose *or* unknown cause. *Therefore, it cannot be concluded that all reported Narcan incidents actually involved drugs.*

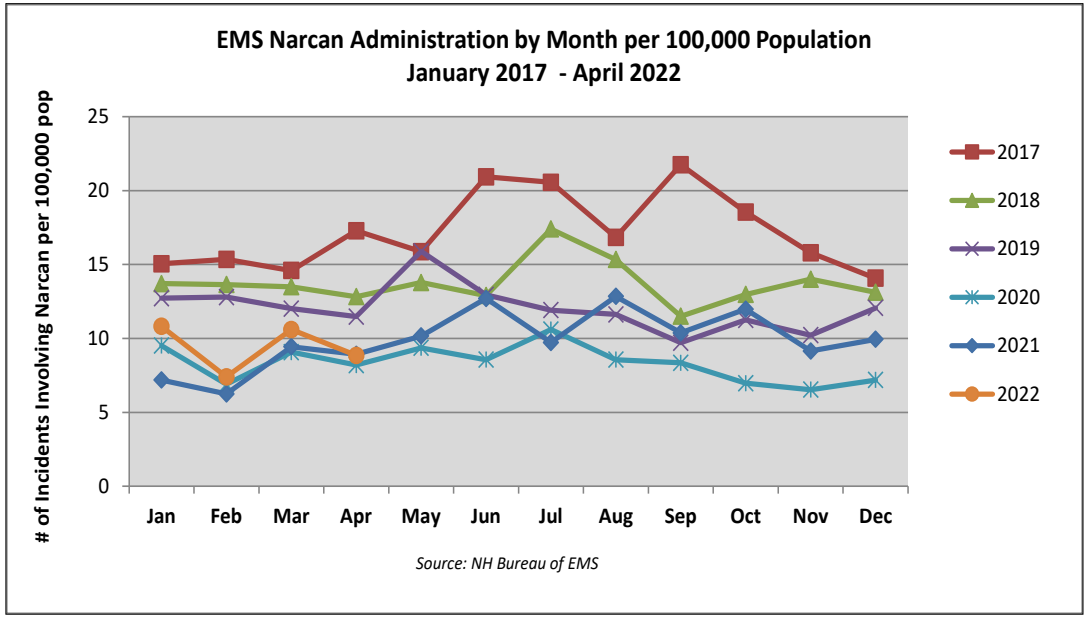

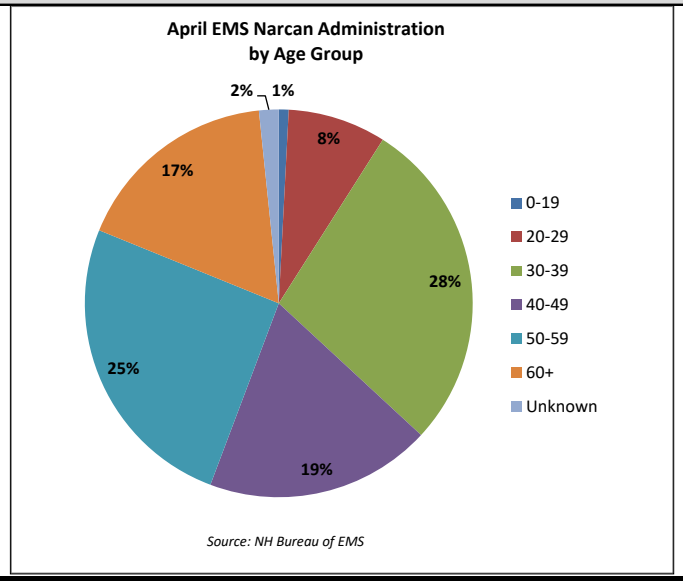

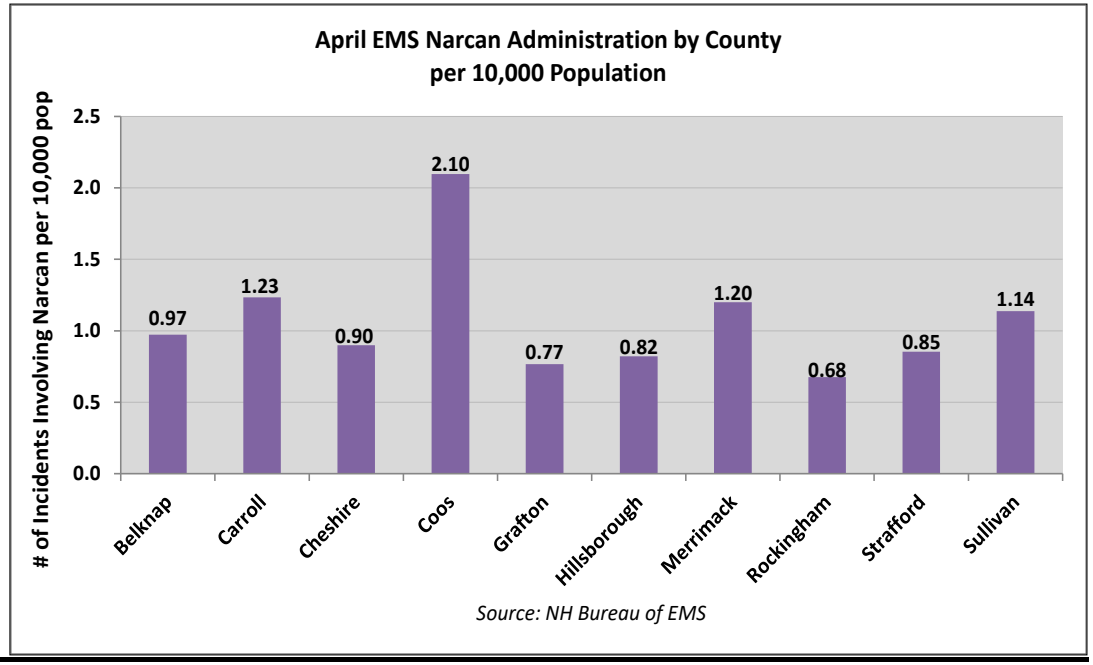

EMS Narcan Administration Incidents (Continued):

Data Source: NH Bureau of Emergency Medical Services (EMS)

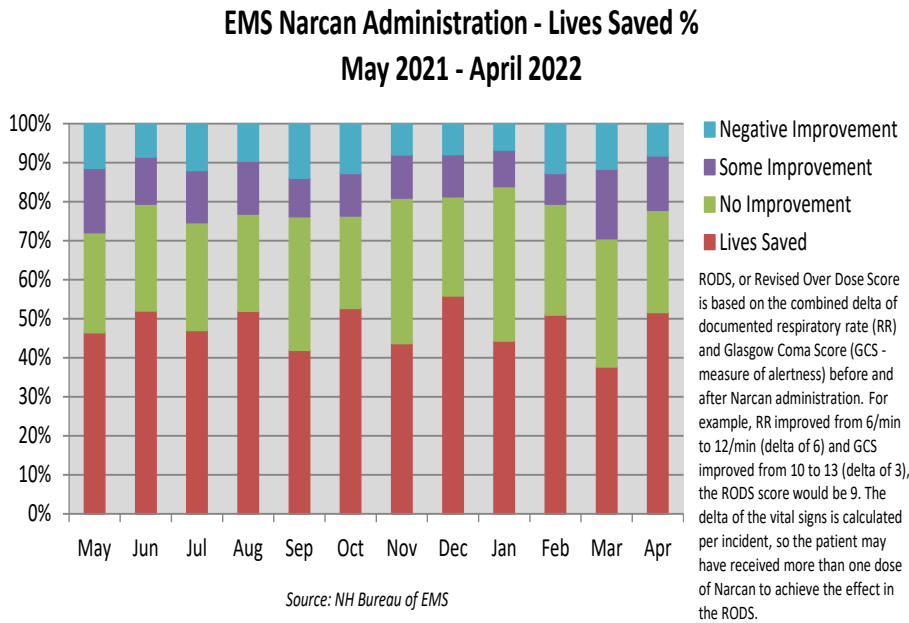

RODS, or Revised Over Dose Score is based on the combined delta of documented respiratory rate (RR) and Glasgow Coma Score (GCS - measure of alertness) before and after Narcan administration. For example, RR improved from 6/min to 12/min (delta of 6) and GCS improved from 10 to 13 (delta of 3), the RODS score would be 9. The delta of the vital signs is calculated per incident, so the patient may have received more than one dose of Narcan to achieve the effect in the RODS.

EMS Narcan Administration - Lives Saved

	2021								2022			
Source: NH Bureau of EMS	**May**	**Jun**	**Jul**	**Aug**	**Sept**	**Oct**	**Nov**	**Dec**	**Jan**	**Feb**	**Mar**	**Apr**
RODS Outcome												
Lives Saved *RODS Score of 8+*	65	91	63	92	60	87	55	77	66	52	55	63
Some Improvement *RODS Score of 1-7*	23	21	18	24	14	18	14	15	14	8	26	17
No Improvement *RODS Score of 0*	36	48	37	44	49	39	47	35	59	29	48	32
Negative Improvement *Negative RODS Score*	16	15	16	17	20	21	10	10	10	13	17	10
Total	**140**	**175**	**134**	**177**	**143**	**165**	**126**	**137**	**149**	**102**	**146**	**122**

RODS , or Revised Over Dose Score is based on the combined delta of documented respiratory rate (RR) and Glasgow Coma Score (GCS - measure of alertness) before and after Narcan administration. For example, RR improved from 6/min to 12/min (delta of 6) and GCS improved from 10-13 (delta of 3), the RODS score would be 9. The delta of the vital signs is calculated per incident, so the patient may have received more than one dose of Narcan to achieve the effect in the RODS.

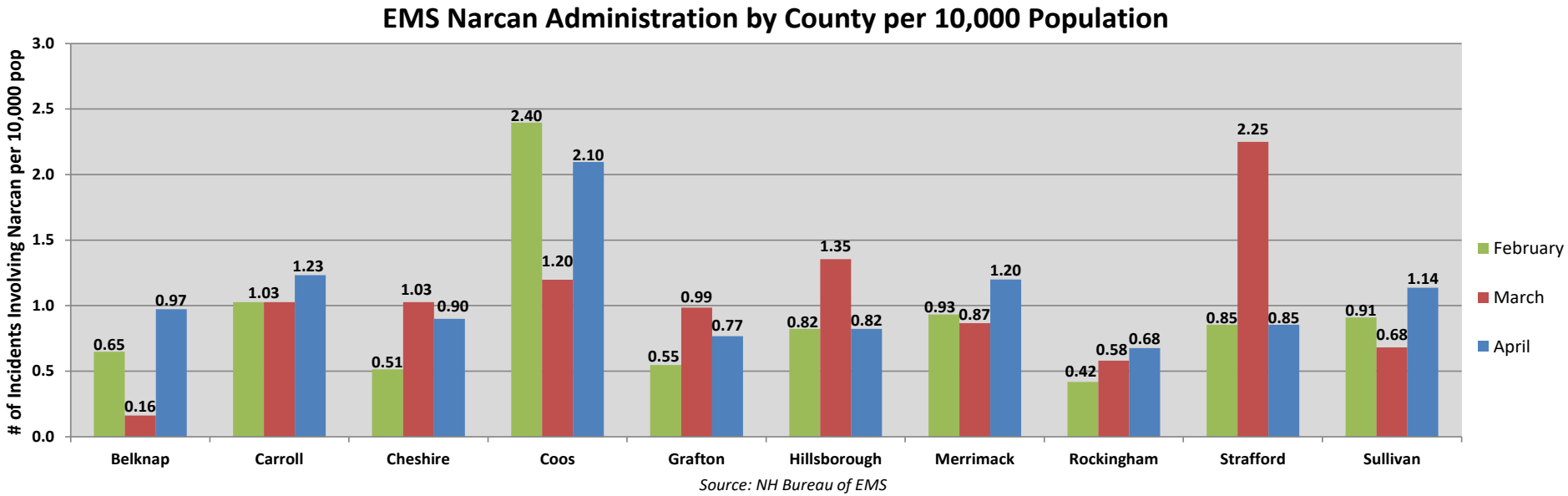

EMS/Narcan Administration by Town
05/1/2021 – 04/30/2022
Data Source: New Hampshire Bureau of EMS

Prepared by:
NH Information & Analysis Center

INDEX

Belknap
1 - Center Harbor

Carroll
2 - Hales Location
3 - Harts Location

Coos
4 - Hadleys Purchase
5 - Beans Grant
6 - Cutts Grant
7 - Sargents Purchase
8 - Pinkhams Grant
9 - Crawfords Purchase
10 - Chandlers Purchase
11 - Low & Burbanks Grant
12 - Thompson & Meserves Purchase
13 - Greens Grant
14 - Martins Location
15 - Ervings Grant
16 - Wentworth Location
17 - Atkinson & Gilmanton Academy Grant

Hillsborough
18 - Bennington

Rockingham
19 - South Hampton
20 - Seabrook
21 - East Kingston
22 - Kensington
23 - Hampton Falls
24 - Hampton
25 - North Hampton
26 - Rye
27 - Portsmouth
28 - New Castle
29 - Newington

Strafford
30 - Rollinsford
31 - Somersworth

Incidents Where Narcan Was Administered

- 1 - 10
- 11 - 25
- 26 - 50
- 51 - 100
- 101 - 200
- 201 - 375

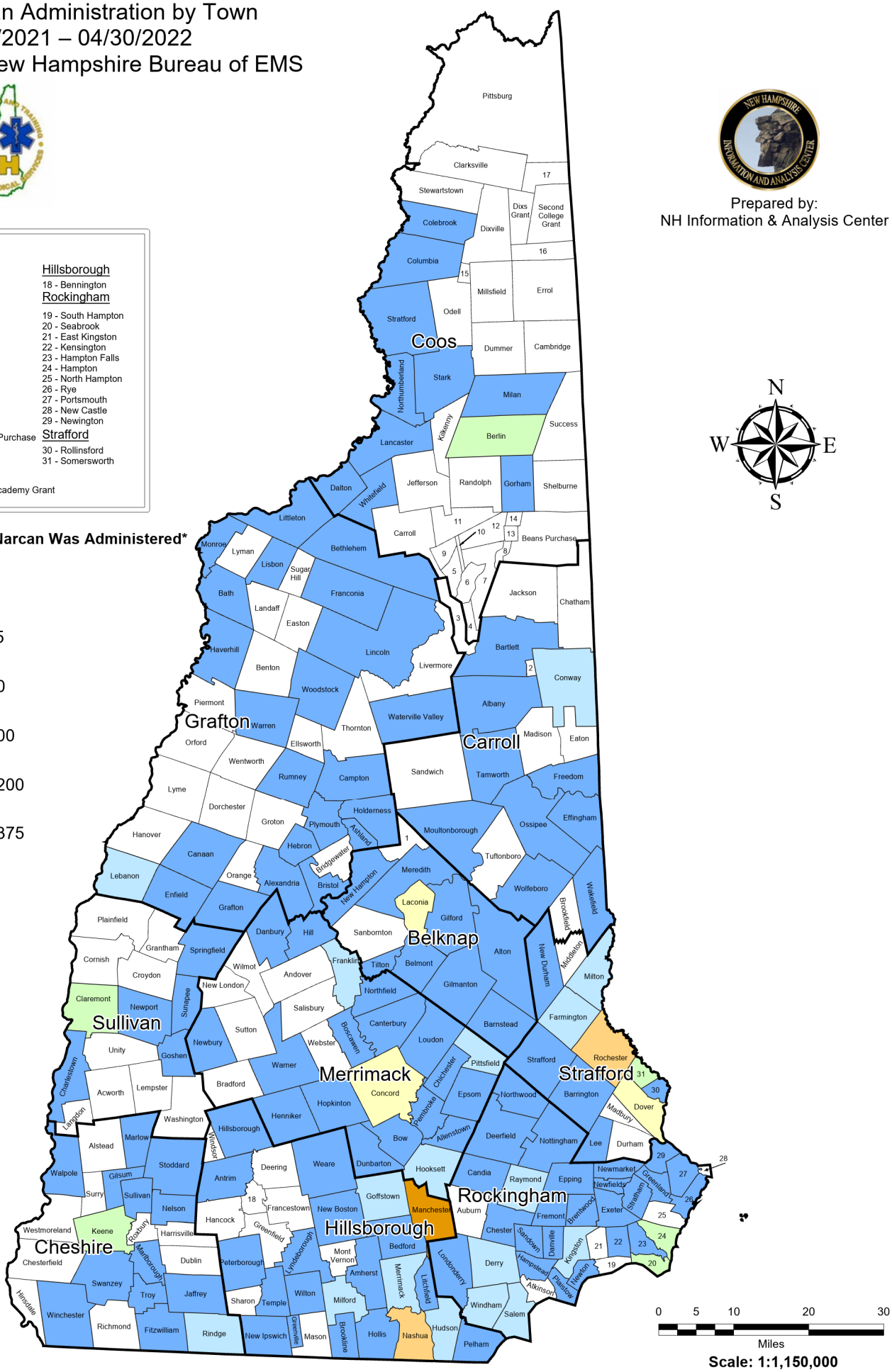

Opioid Related Emergency Department Visits:

Data Source: NH Division of Public Health Services

Right click on the paperclip and select "Open File" to view additional data.

Trends:

- Opioid related ED visits decreased by 2% from March to April.
- In April, residents from Coos County had the most opioid related ED visits per capital with 3.52 visits per 10,000 population. Strafford County was second with 2.44 visits per 10,000 population.
- In April, the age group with the largest number of opioid related ED visits was 30-39 year olds with 23%.

***** IMPORTANT DATA NOTES *****

- ***Important Note*:** The data being reported starting January 2020 has different collection criteria than previous months/years. Due to the new collection criteria, the data is no longer comparable to previous data.
- County represents where the opioid use patient resides.
- These data include data on suspected overdoses categorized as "all drug," "all opioid," "heroin," and "all stimulant." This report uses key words and ICD-10 associated overdose codes that CDC has defined as tailored to nonfatal opioid overdoses.
- These data are now collected using criteria the CDC established for their Overdose Data to Action (OD2A) grant "making this report more transparent."

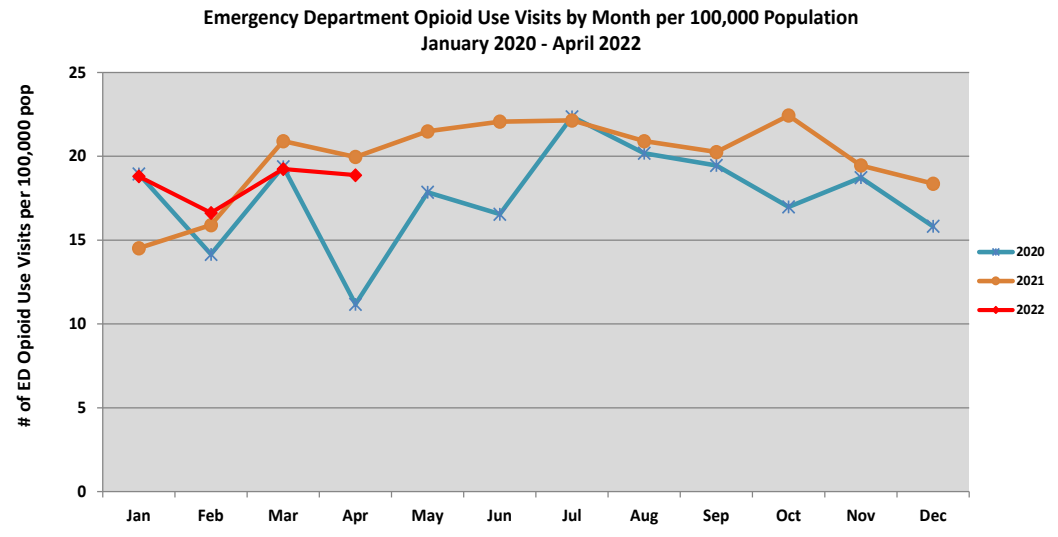

Source: NH Division of Public Health Services

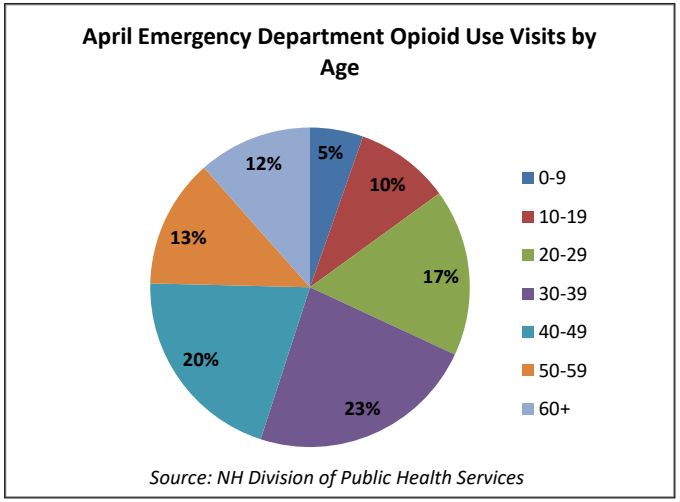

Source: NH Division of Public Health Services

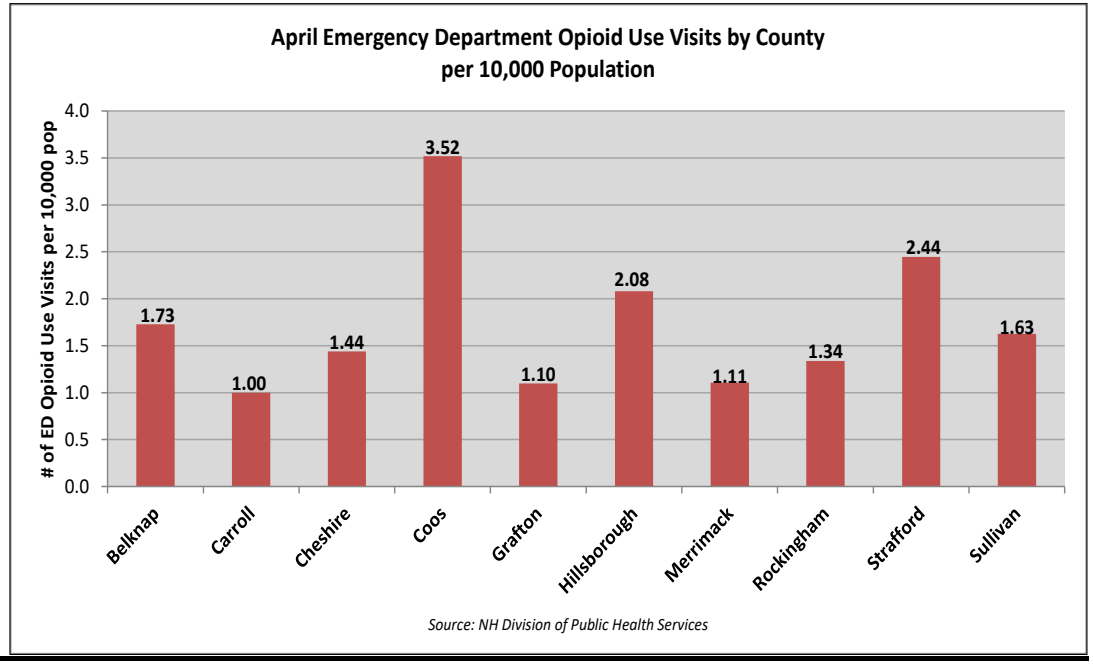

Source: NH Division of Public Health Services

Opioid Related Emergency Department Visits (Continued):

Data Source: NH Division of Public Health Services

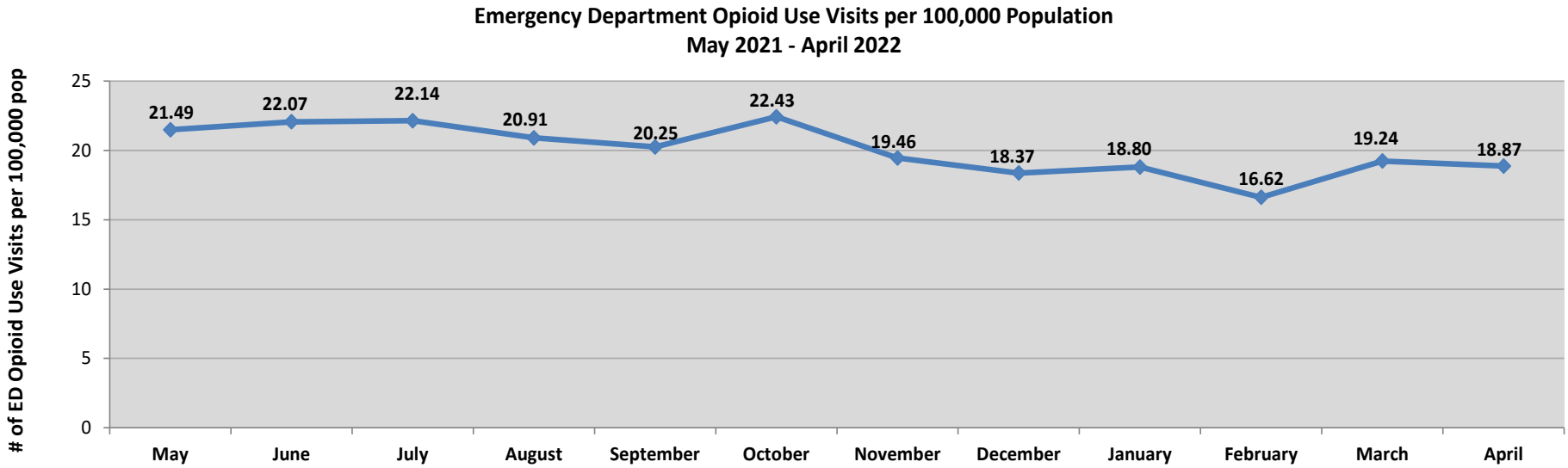

Source: NH Div. of Public Health Services

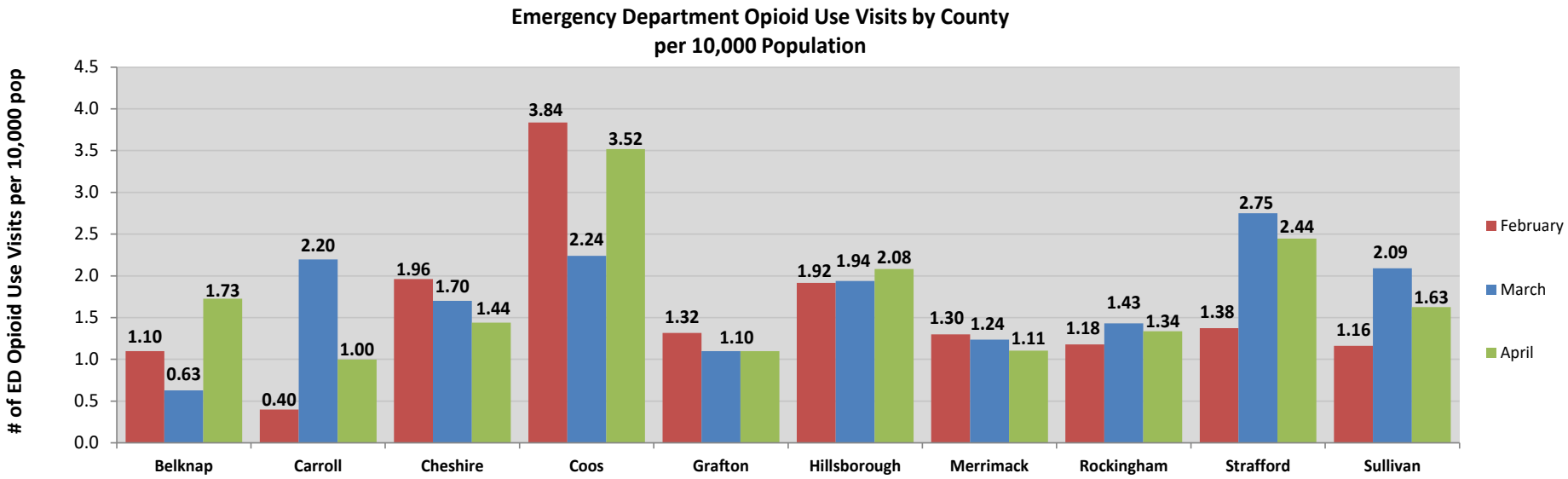

Source: NH Div. of Public Health Services

Treatment Admissions:

Data Source: NH Bureau of Drug & Alcohol Services

Right click on the paperclip and select "Open File" to view additional data.

Trends:

- Opioid/opiate, Methamphetamine, & Cocaine/Crack treatment admissions decreased 11% from March to April.
- In April, residents from Hillsborough County had the highest admission per capita rate for opioid/opiate treatment, with 6.44 admissions per 10,000 population.
- More males than females were admitted to state funded treatment facilities in April for Opioid/Opiate, Methamphetamine, & Cocaine/Crack use.
- Methamphetamine treatment admissions decreased 4% from March to April.
- Cocaine/Crack treatment admissions decreased 8% from March to April.
- Heroin/Fentanyl treatment admissions decreased by 17% from March to April.

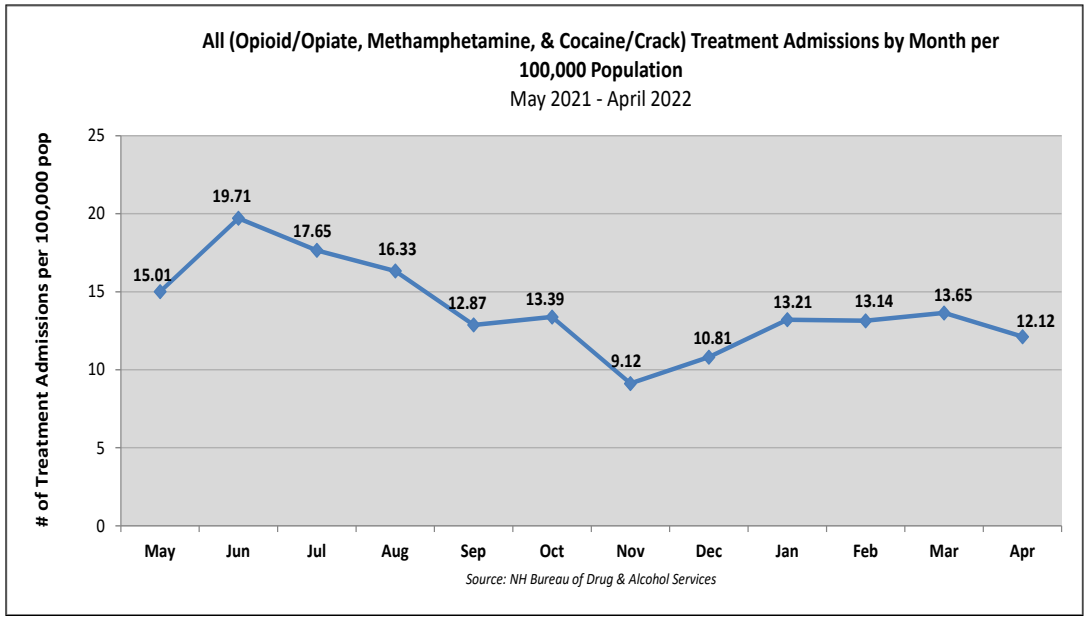

***** IMPORTANT DATA NOTES *****

- County represents where the patient resides.
- These data represent treatment admissions to state funded facilities.
- These data have decreased due to numerous factors. The Affordable Care Act has been fully implemented, resulting in increased access to affordable health insurance and coverage for substance use disorder treatment in NH. New Hampshire expanded its Medicaid program, which also provided increased opportunities for substance use disorder treatment in the state. Substance use disorder treatment in the state has increased sharply in response to these policies which has shifted clients served by State of New Hampshire contracted treatment providers to other payment models and facilities.

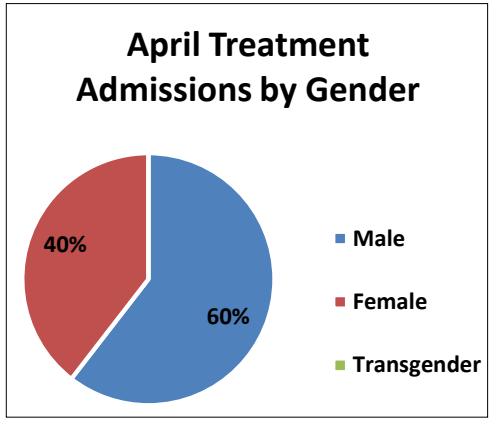

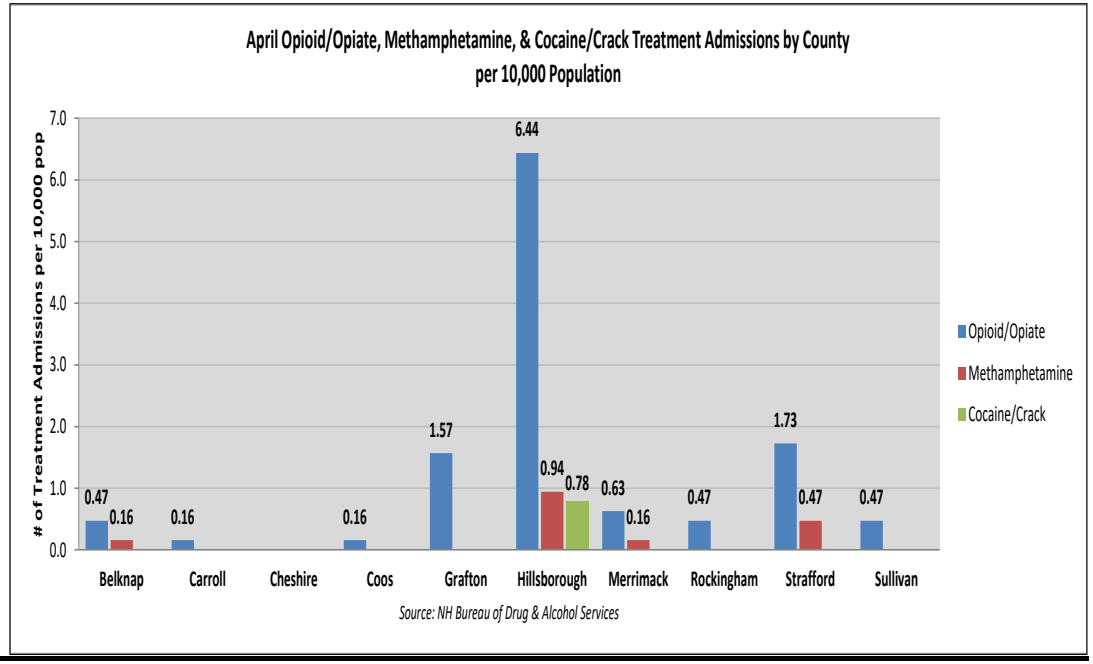

Treatment Admissions (Continued):

Data Source: NH Bureau of Drug & Alcohol Services

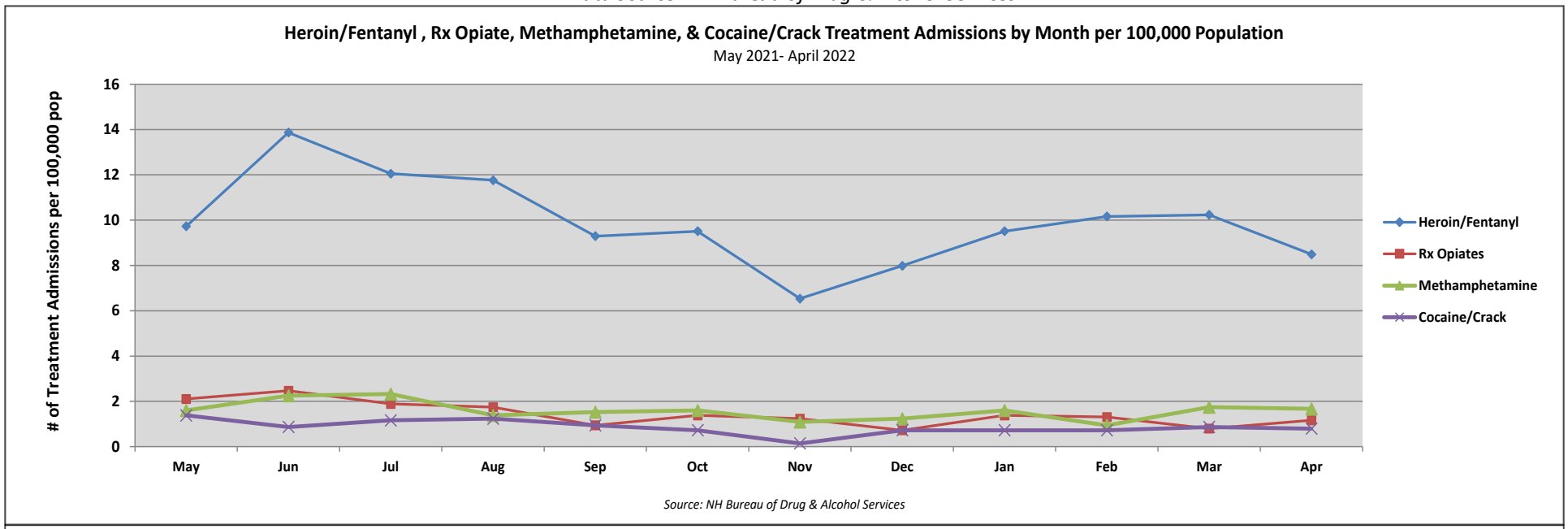

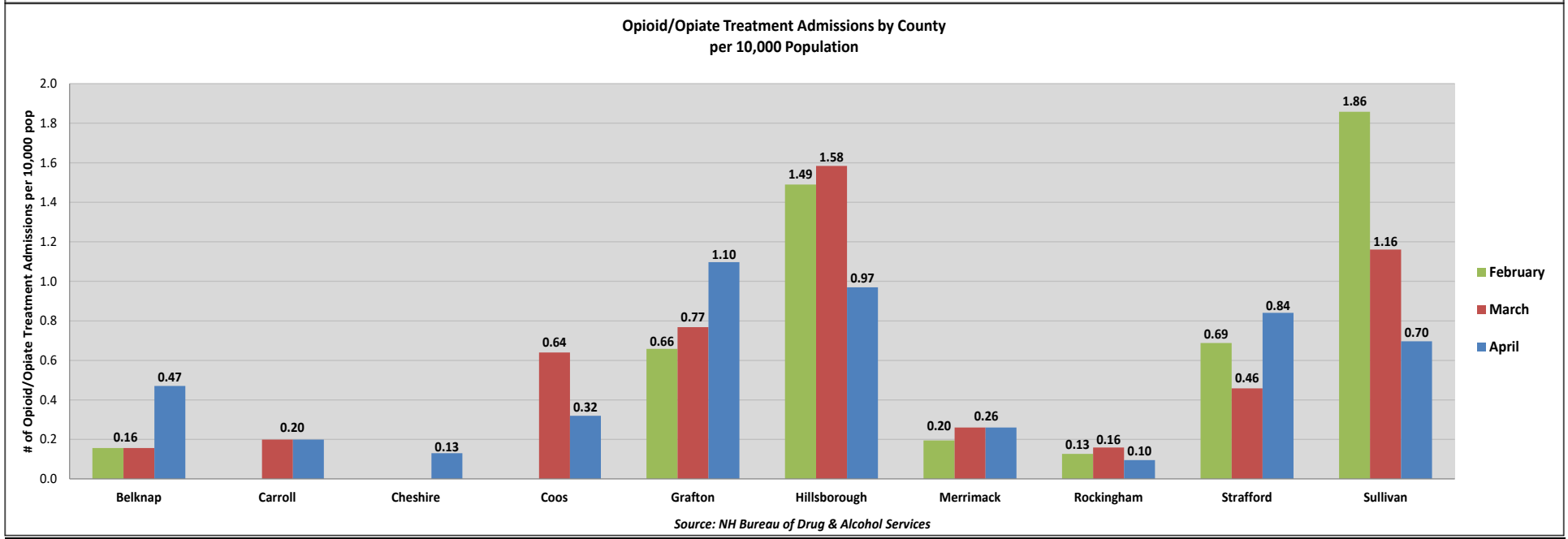

Situational Awareness:

NEW HAMPSHIRE SAFE STATIONS

Manchester Safe Station Began 5/4/2016 & Ended 10/4/2021
Nashua Safe Station Began 11/17/2016 & Ended 6/30/2020

Total Number of Safe Station Visits: Manchester	8,197
Total Number of Safe Stations Visits: Nashua	3,717
Total Number of Safe Stations Visits	11,914

Drug Overdose Deaths Are At A Record High. Here's What the White House Plans To Do:

In its first detailed plan to slow the rise in drug overdose deaths, the Biden administration is emphasizing harm reduction. That means increasing access to clean needles, fentanyl test strips and naloxone. Clean needles help reduce the spread of disease. Fentanyl test strips enable drug users to check if they are about to consume this powerful opioid that can shut down breathing in seconds. Naloxone is a drug that can rapidly reverse an opioid overdose.

"The most important action we can take to save lives, right now, is to have naloxone in the hands of everyone who needs it without fear or judgment," said Dr. Rahul Gupta, director of the White House Office of National Drug Control Policy.

Harm reduction is one of four policies the Biden administration says must be immediately implemented in order to address the record high number of overdose deaths. About 106,854 people died of overdoses over the course of a year ending in November 2021, according to the CDC.

In addition, the administration aims to double treatment admissions by 2025 and ensure patients have access to medications for opioid use disorder while in treatment.

"The national drug control strategy envisions major expansions in access to treatment and harm reduction, which will save many lives," said Dr. Josh Sharfstein, at the Johns Hopkins Bloomberg School of Public Health. "Strategies supported by evidence and compassion have the best chance of reaching people and helping them to regain control of their lives."

The White House is also proposing better data collection to help predict who is most at risk for an overdose and issue warnings about changes in the drug supply. And it calls for renewed efforts to disrupt drug trafficking including sanctions against individual traffickers.

Source: https://www.nhpr.org (21 April 2022)

A full list of Substance Use Disorder Treatment Facilities and Recovery Support Services can be found by calling 211.