



MANCHESTER, NH

FEBRUARY 2023

SUSPECTED OPIOID OVERDOSES BY THE NUMBERS

HOW MANY	FEBRUARY	YTD#	YTD per capita 100k
SUSPECTED OPIOID OVERDOSES	55	111	593.8
CHANGE FROM THE PRIOR MONTH	- 1		
% CHANGE FROM PRIOR MONTH	- 2%		

SUSPECTED OPIOID OVERDOSE DEATHS*	13	18 (16%)	93.6
-----------------------------------	----	----------	------

**All fatality data is subject to confirmation by the Office of the Chief NH Medical Examiner and as such is subject to change.*

WHERE DID THEY HAPPEN	MONTH	YTD
HOME OR RESIDENCE	49%	50%
PUBLIC BUILDING OR PUBLIC AREA	20%	16%
ROADWAY OR VEHICLE	20%	21%
BUSINESS OR COMMERCIAL	5%	6%
HOTEL OR MOTEL	2%	3%
BAR OR RESTURANT	4%	2%
JAIL OR PRISON	0%	2%
FIREHOUSE	0%	0%
MEDICAL FACILITY	0%	1%

REPORTED CURRENT PLACE OF RESIDENCE	MONTH	YTD
MANCHESTER	44%	45%
HOMELESS/NO FIXED ADDRESS	44%	41%
OTHER NH COMMUNITY	9%	9%
OUT OF STATE	0%	1%
NASHUA	2%	2%
UNKNOWN/NOT REPORTED	2%	2%

WAS THIS THE 1ST OPIOID OD ENCOUNTER IN NASHUA AND/OR MANCHESTER?	MONTH	YTD
1st ENCOUNTER	29%	47%
REPEAT ENCOUNTER	71%	53%
UNKNOWN/NOT REPORTED	0%	0%
UNIQUE INDIVIDUALS ENCOUNTERED	46	99
REPEAT INDIVIDUALS ENCOUNTERED	9	12

DEMOGRAPHICS	MONTH	YTD
MALE	71%	77%
FEMALE	29%	23%
AVERAGE AGE	55	44

PUBLIC/BYSTANDER NARCAN ADMISNITERED PRIOR TO EMS ARRIVAL	MONTH	YTD
PUBLIC/BYSTANDER NACAN GIVEN	24%	23%

ETHNICITY	MONTH	YTD
CAUCASION	62%	66%
HISPANIC OR LATINO	5%	4%
UNKNOWN/NOT REPORTED	31%	26%
BLACK/AFRICAN AMERICAN	2%	4%
AMERICAN INDIAN	0%	0%
OTHER RACE	0%	0%
ASIAN	0%	1%
NATIVE HAWAIIAN	0%	0%



NASHUA, NH

FEBRUARY 2023

SUSPECTED OPIOID OVERDOSES BY THE NUMBERS

HOW MANY	FEBRUARY	YTD	YTD per capita 100k
SUSPECTED OPIOID OVERDOSES	14	26	176.1
CHANGE FROM THE PRIOR MONTH	+ 2		
% CHANGE FROM PRIOR MONTH	+ 14 %		

SUSPECTED OPIOID OVERDOSE DEATHS* 5 7 (27%) 47.4

**All fatality data is subject to confirmation by the Office of the Chief NH Medical Examiner and as such is subject to change.*

<u>WHERE DID THEY HAPPEN</u>	<u>MONTH</u>	<u>YTD</u>
HOME OR RESIDENCE	71%	65%
PUBLIC BUILDING OR PUBLIC AREA	7%	15%
ROADWAY OR VEHICLE	14%	15%
BUSINESS OR COMMERCIAL	7%	4%
HOTEL OR MOTEL	0%	0%
BAR OR RESTURANT	0%	0%
JAIL OR PRISON	0%	0%
FIREHOUSE	0%	0%
MEDICAL FACILITY	0%	0%

<u>REPORTED CURRENT PLACE OF RESIDENCE</u>	<u>MONTH</u>	<u>YTD</u>
MANCHESTER	0%	4%
HOMELESS/NO FIXED ADDRESS	29%	19%
OTHER NH COMMUNITY	0%	0%
OUT OF STATE	0%	4%
NASHUA	71%	73%
UNKNOWN/NOT REPORTED	0%	0%

<u>WAS THIS THE 1ST OPIOID OD ENCOUNTER IN NASHUA AND/OR MANCHESTER?</u>	<u>MONTH</u>	<u>YTD</u>
1st ENCOUNTER	64%	54%
REPEAT ENCOUNTER	36%	46%
UNKNOWN/NOT REPORTED	0%	0%
UNIQUE INDIVIDUALS ENCOUNTERED	14	25
REPEAT INDIVIDUALS ENCOUNTERED	0	1

<u>DEMOGRAPHICS</u>	<u>MONTH</u>	<u>YTD</u>
MALE	71%	69%
FEMALE	29%	31%
AVERAGE AGE	37	42

<u>ETHNICITY</u>	<u>MONTH</u>	<u>YTD</u>
CAUCASION	79%	81%
HISPANIC OR LATINO	7%	4%
UNKNOWN/NOT REPORTED	7%	8%
BLACK/AFRICAN AMERICAN	7%	4%
AMERICAN INDIAN	0%	0%
OTHER RACE	0%	0%
ASIAN	8%	4%
NATIVE HAWAIIAN	0%	0%

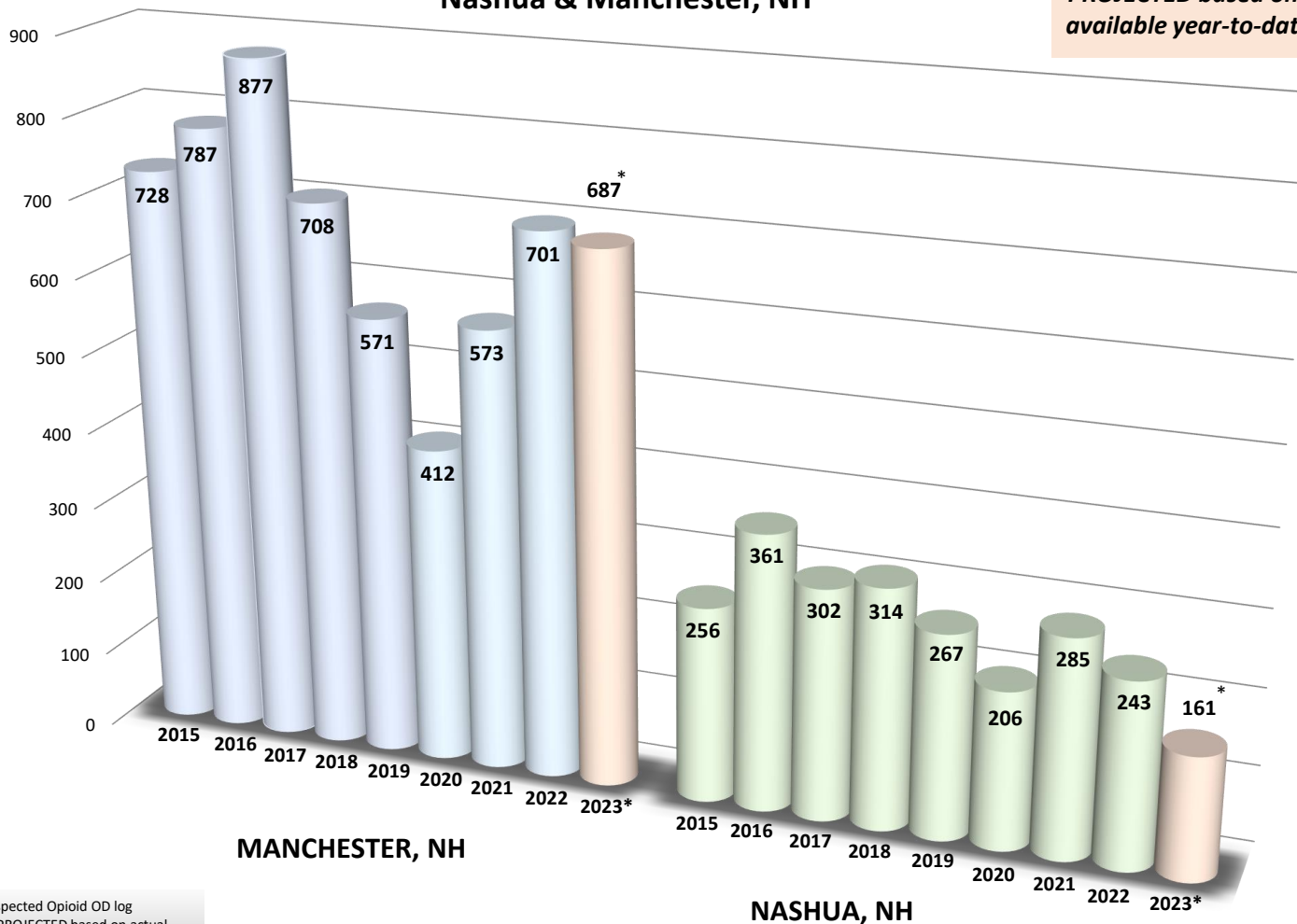
<u>PUBLIC/BYSTANDER NARCAN ADMISNITERED PRIOR TO EMS ARRIVAL</u>	<u>MONTH</u>	<u>YTD</u>
PUBLIC/BYSTANDER NACAN GIVEN	7%	23%



SUSPECTED OPIOID OVERDOSES

Nashua & Manchester, NH

**2023 annual data is PROJECTED based on actual available year-to-date data.*



Source data - AMR Suspected Opioid OD log
*2023 annual data is PROJECTED based on actual year-to-date data available

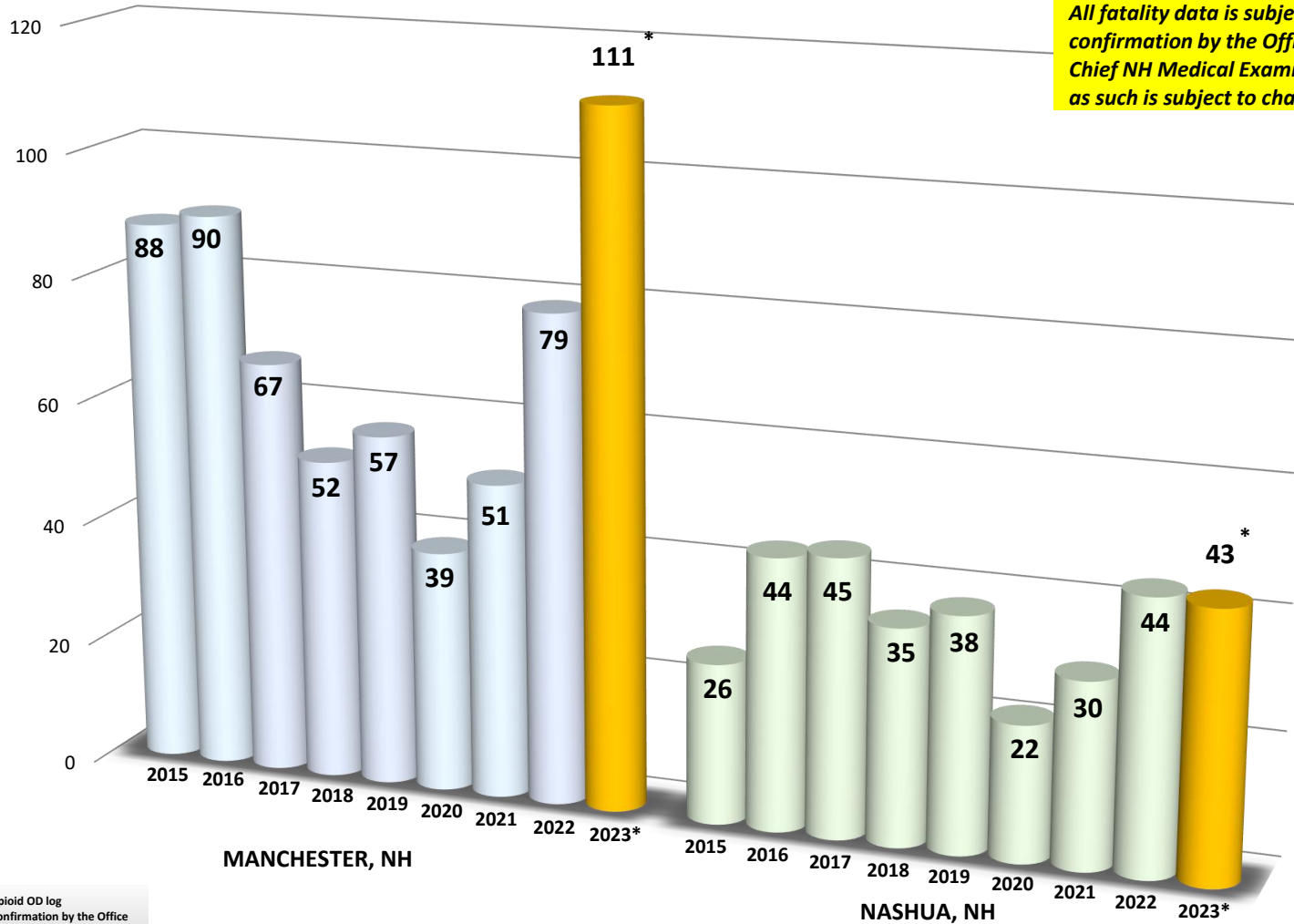


SUSPECTED OPIOID OVERDOSE DEATHS

Nashua & Manchester, NH

**2023 annual data contains confirmed and pending confirmed opioid related deaths.*

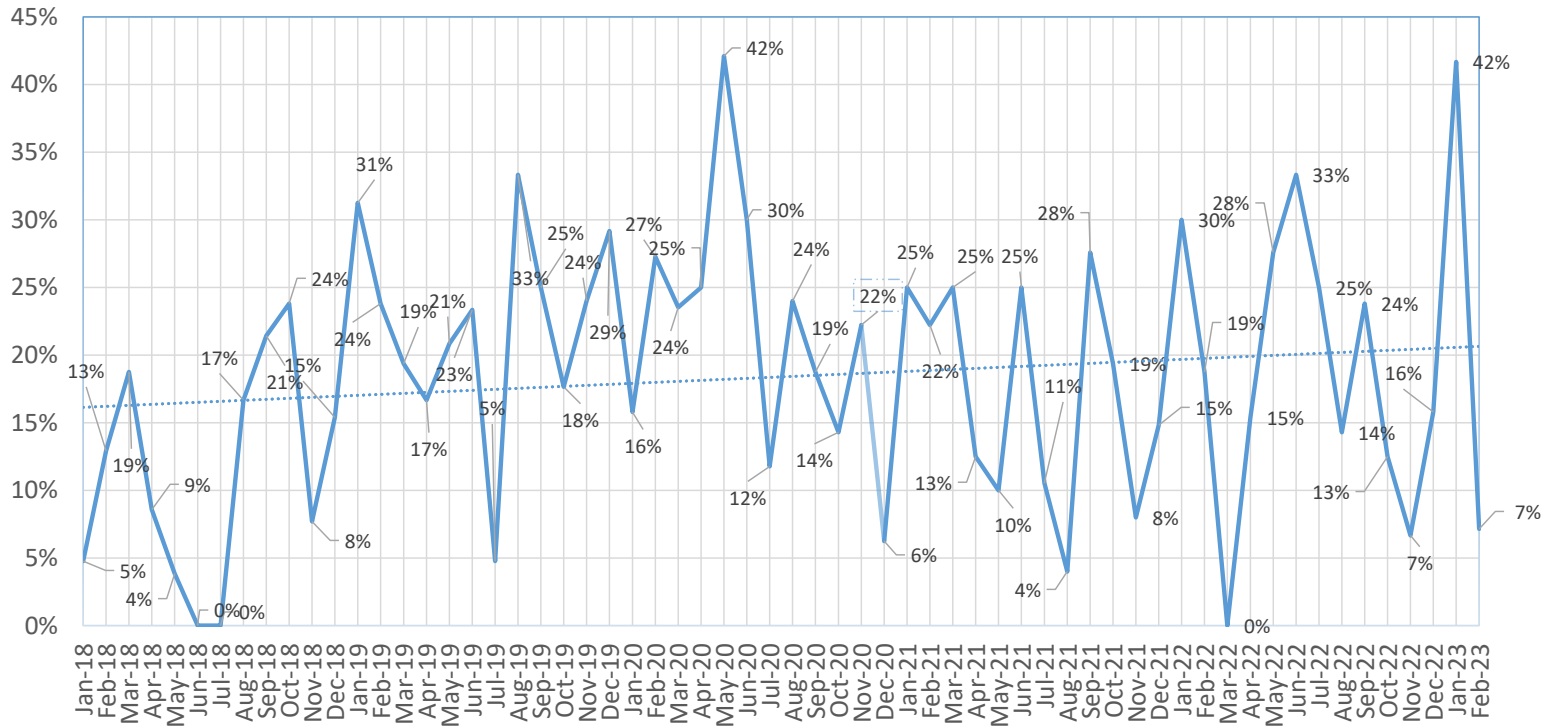
All fatality data is subject to confirmation by the Office of the Chief NH Medical Examiner and as such is subject to change.



Source data - AMR Suspected Opioid OD log
All fatality data is subject to confirmation by the Office of the Chief NH Medical Examiner.



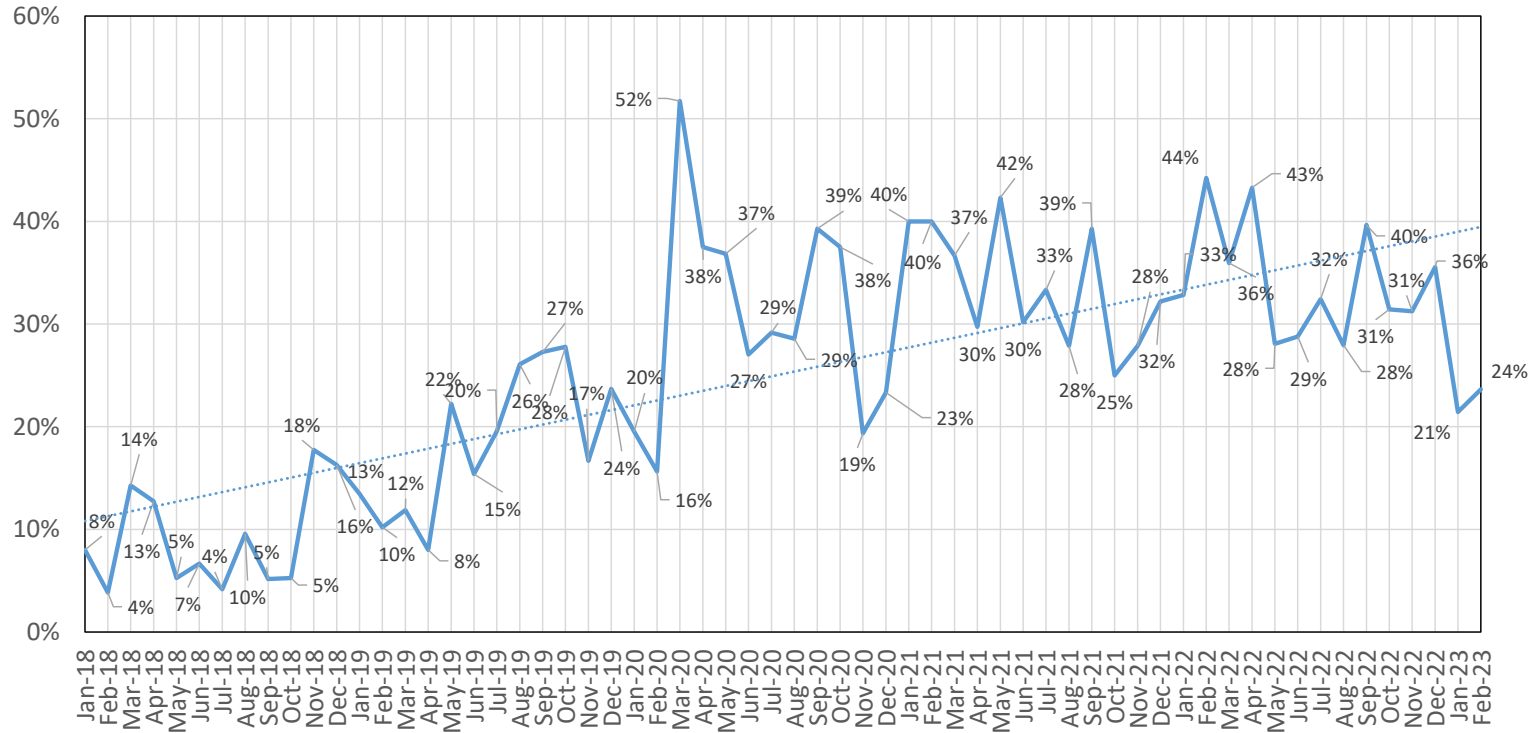
Nashua, NH % of OD's Narcan® is reported administered by the public prior to EMS arrival



Source data - AMR suspected opiate OD log



Manchester, NH % of OD's Narcan® is reported administered by the public prior to EMS arrival



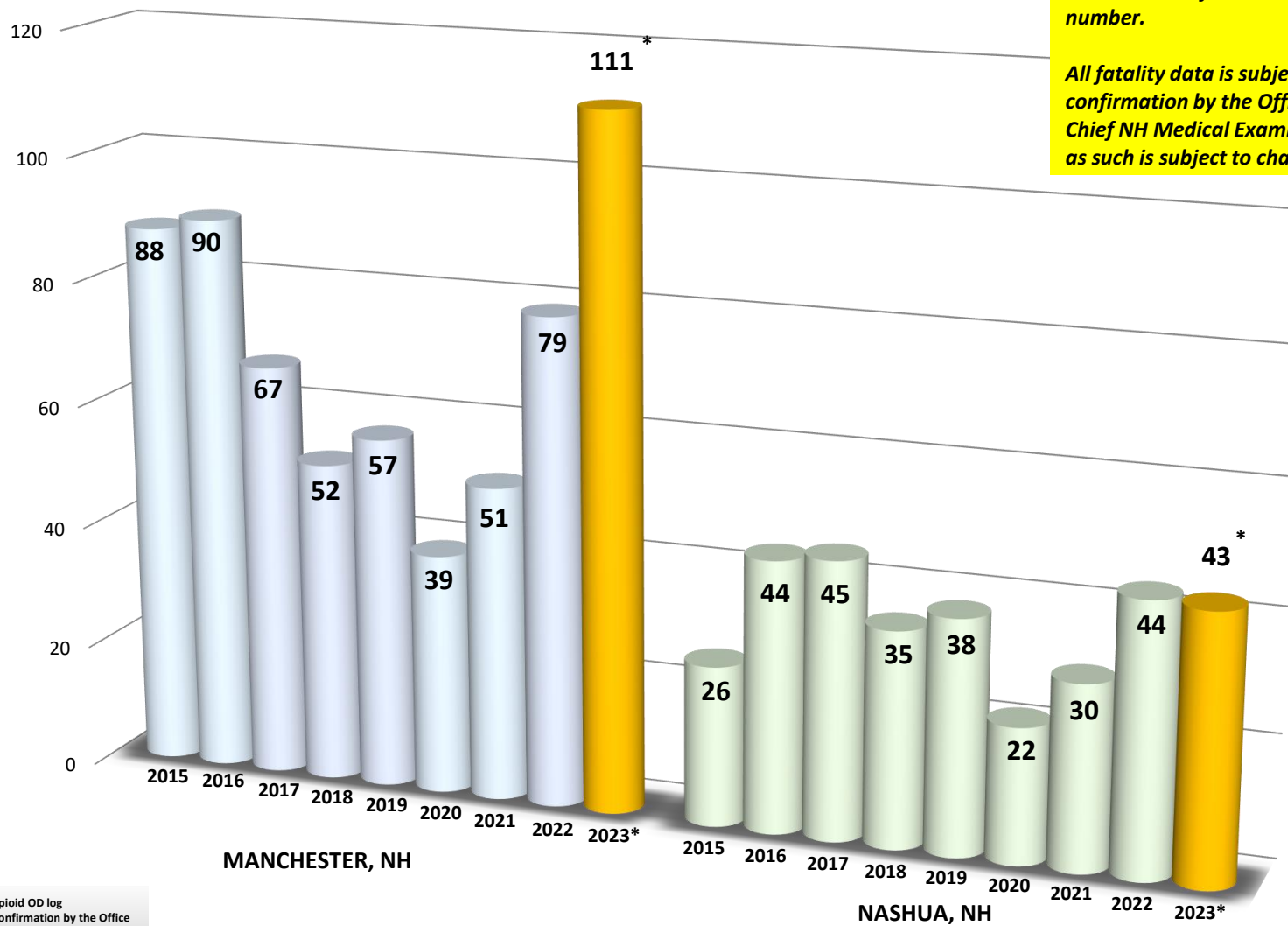
Source data - AMR suspected opiate OD log



SUSPECTED OPIOID OVERDOSE DEATHS Nashua & Manchester, NH

**2023 annual data contains confirmed and pending confirmed opioid related deaths and is a PROJECTION of the annual number.*

All fatality data is subject to confirmation by the Office of the Chief NH Medical Examiner and as such is subject to change.



Source data - AMR Suspected Opioid OD log
All fatality data is subject to confirmation by the Office of the Chief NH Medical Examiner.